





|           |               |            |            |             |                  |             |
|-----------|---------------|------------|------------|-------------|------------------|-------------|
| Aurora 10 | Elle 34       | Galileo 54 | Liz 76     | Multi X 106 | Opus 132         | Tangram 150 |
| Ayla 14   | Fiorellino 38 | Geco 62    | Marlene 86 | Naomi 110   | Perla 136        | Zed 156     |
| Cloe 30   | Flip 44       | Juri 68    | Matrix 90  | Omega 120   | Perla Garden 142 | Zelig 160   |
| Daphne 18 | Flo 48        | Letizia 72 | Moove 100  | Omicron 126 | Rā 146           | Zeta 166    |

LAMPADE DA TAVOLO - TABLE LAMPS - TISCHLEUCHTEN



Cloe  
30



Cloe Cilindro  
33



Cloe Morsetto  
32



Daphine  
20



Daphinette  
22



Fiorellino  
40



Flo Bedside  
50



Flo Desk  
50



Flo Clamp  
50



Geco  
64



Lisa  
81



Liz  
78



Lizzy  
80



Marlene  
88



Multi X  
108



Naomi  
112



Naomi Baby  
115



Naomi 1  
114



Naomi Morsetto  
118



Naomi Pinza  
118



Rā  
148



Tangram  
152



Zed  
158



Zelig  
162



LAMPADE DA TERRA - FLOOR LAMPS - STEHLEUCHTEN



Ayla  
16



Daphine Terra  
24



Elle 1  
37



Elle 2  
36



Fiorellino Terra  
42



Flo Floor  
52



Letizia  
74



Liz Terra S/D  
82



Matrix Terra  
92



Multi X Terra  
109



Naomi Terra  
116



Opus  
134



Tangram Terra  
154



Zelig Terra  
164



Zeta  
168



Aurora Circle  
13




Aurora Parete  
12



Ayla Parete  
17



Cloe Morsetto  
32



Daphine Faretto  
28



Daphine Parete  
26



Galileo Parete  
60tt




Geco/P  
66



Lizzy Parete  
84



Matrix Mono  
94



Matrix Otto/P  
96



Matrix Quattro/P  
96



Naomi Morsetto  
118



Naomi Parete  
118



Naomi Pinza  
118



Omicron 1/P  
130



Omicron 2/P  
130



Omicron 3/P  
130



Opus Parete  
135



Perla  
138



Zed Parete  
159



Zeta Parete  
170

LAMPADE DA SOSPENSIONE - CEILING LAMPS - HÄNGELEUCHTEN



Fiorellino Soffitto  
43



Flip  
46



Galileo  
56



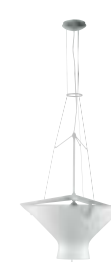
Galileo Mini  
58



Galileo Mini 2  
59



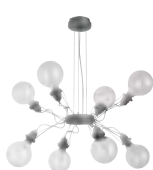
Galileo Mini 3  
59



Juri  
70



Matrix Doppia  
98



Matrix Otto  
97



Matrix Quattro  
97



Moove  
102



Moove Doppia  
105




Moove Mono  
104



Omega  
122



Omicron 1  
128



Omicron 2  
128



Omicron 3  
128



Perla  
138



Perla Garden  
144



Zeta Soffitto  
171



## STORIA

Lumina nasce a Milano nel 1973 grazie all'ingegno del designer Tommaso Cimini.

La sua prima creazione, Daphine, ora esposta nei più famosi musei di design nel mondo, mostra la perfetta sintesi di forma e funzione e fissa lo standard della filosofia di progettazione Lumina.

Negli anni successivi vengono aperte le filiali di Germania e Svizzera. Nel 1997 Tommaso Cimini scompare in un incidente aereo lasciando un'azienda in piena espansione.

La direzione di Ermanno Prosperi conduce la società fino al 2008 quando Ettore Cimini, prima designer responsabile RD, assume la direzione dell'azienda.

Oggi Lumina è presente in 35 paesi del mondo dove esporta il 90% della propria produzione.

## HISTORY

Lumina was born in 1973, from the designer Tommaso Cimini's mind.

His first design, Daphine, now worldwide in the most important museums of contemporary art and design, is a perfect synthesis of shape and function. It determines the standards of Lumina's design philosophy.

Lumina's subsidiary companies were established in Germany and Switzerland in the next few years.

Tommaso Cimini died tragically in an aircraft accident in 1997, leaving the company during a time of great expansion.

Ermanno Prosperi managed the company until 2008, when the founder's son, Ettore Cimini, formerly a designer managing the Research and Development department, took over the company's management.

Nowadays, Lumina is worldwide in 35 countries: 90% of its products are sold to the export markets.

## ETICA

La politica aziendale di Lumina, ha sempre privilegiato scelte etiche prima che economiche.

Lumina è rispettosa dell'ambiente: realizza prodotti durevoli nel tempo, riparabili e della massima qualità. Utilizza materiali riciclabili o riciclati e processi produttivi ecocompatibili.

Lumina adotta una gestione di impresa socialmente responsabile, rispettosa dei diritti dei lavoratori.

Ad eccezione di alcuni particolari elettronici, si avvale di fornitori italiani in area locale che rispondono ai medesimi requisiti. Lumina costruisce la maggior parte dei componenti e assembla tutta la produzione nel proprio stabilimento vicino a Milano.

## ETHICS

Lumina's policy always respects ethical rather than economic choices

Lumina cares for the environment: its top quality products are manufactured to be long lasting. Raw materials are recycled or recyclable. Manufacturing processes are eco-friendly.

Lumina embraces a socially responsible personnel administration, with special attention to workers' rights.

Lumina's suppliers only manufacture within the Italian territory, with the exception of only a few electronic spare components, and they also share these same values.

All Lumina products, and most components, are manufactured inside its premises close to Milan.

## DESIGN

"Ogni lampada deve essere pensata per una precisa funzione, deve semplicemente risolvere un problema nel modo migliore, per questo non dobbiamo spaventarci di fronte alle novità e alle difficoltà tecniche, dobbiamo essere in grado di realizzare qualunque cosa." Tommaso Cimini 1990.

"Il design è la conseguenza di un progetto nato libero su una buona idea, su un'intuizione. Ogni singola lampada deve essere unica e non riproducibile, deve avere qualcosa di significativo e portare con sé la sua storia: solo così il design diventa positivo intervento sulla realtà." Ettore Cimini 2010.

Lumina collabora dal 1984 con designer italiani e internazionali ed ha contribuito, nel suo settore, a consolidare il prestigio e l'autorevolezza del gusto italiano nel mondo.

## DESIGN

"Each light fitting must be conceived for a precise function, it must simply resolve a problem in the best way. Hence new technologies and challenges must not scare us: we must be able to produce anything." Tommaso Cimini said in 1990

"Design is a consequence of a natural free born, good idea or intuition.

Each light fitting must be unique and bear its own history: this is the only way to a positive design, to be able to effect on the reality". Ettore Cimini said in 2010.

Lumina has worked with Italian and international designers since 1984. It promotes and contributes to the prestige and quality of Italian style throughout the world.



## GESCHICHTE

Lumina ist im Jahr 1973 in Mailand geboren, Dank dem Talent von Designer Tommaso Cimini.

Seine erste Kreation, Daphne, jetzt in den wichtigsten Design Museen moderner Kunst auf der Welt ausgestellt, zeigt die perfekte Synthese von Form und Funktion und fixiert die Basis der Lumina Philosophie in der Entwicklung. In den späteren Jahren werden die Filialen in Deutschland und in der Schweiz eröffnet.

Im Jahr 1997 stirbt Tommaso Cimini bei einem Flugzeugunfall und lässt eine Firma im vollen Wachsen zurück.

Die Direktion von Ermanno Proserpi führt die Firma bis zum Jahr 2008, als Ettore Cimini, vorher Designer und verantwortlich der RD, die Geschäftsführung der Firma übernimmt.

Heute ist Lumina in 35 Länder auf der Welt präsent, wo 90% der Produktion exportiert werden.

## ETHIK

Die Lumina Firmenpolitik hat immer ethische den kaufmännischen Entscheidungen bevorzugt.

Lumina ist umweltfreundlich: Ihre Produkte sind von höchster Qualität die über Jahre halten und die man reparieren kann. Sie verwendet recyclebare Materialien und umweltverträgliche Fertigungsprozesse.

Lumina adoptiert eine sozialverantwortliche Firmenleitung, respektvoll gegenüber Arbeitnehmerrechte.

Mit Ausnahme von einigen elektronischen Teilen, bedient sie sich von italienischen lokalen Lieferanten.

Lumina baut den grössten Teil der Bestandteile und montiert die ganze Produktion in ihrer Werkstatt in der Nähe von Mailand.

## DESIGN

“Jede Leuchte muss für eine genaue Funktion gedacht werden, sie muss am besten ein Problem lösen, daher müssen wir uns nicht von Neuheiten und technischen Schwierigkeiten erschrecken lassen, wir müssen in der Lage sein, alles zu produzieren.” Tommaso Cimini 1990.

“Das Design ist die Folge eines Projektes frei geboren auf der Basis einer guten Idee, auf einer Intuition. Jede Leuchte muss einzeln sein und nicht wiederholbar, sie muss etwas bedeuten und mit ihr die Geschichte bringen: Nur so wird das Design positiver Beitritt auf der Realität.” Ettore Cimini 2010. Lumina arbeitet seit 1984 mit italienischen und internationalen Designer zusammen und hat beigetragen, in ihrer Branche, das Prestige und Ansehen des italienischen Stil auf der Welt zu konsolidieren.

Usare la proprietà di rifrazione ottica del cristallo con diverse lavorazioni per condurre, riflettere e diffondere la luce, è stato l'obiettivo di Ettore Cimini nel creare questa serie di lampade da parete e soffitto.

Corpo in metallo con pressofusioni in alluminio e diffusore in cristallo fresato, molato e sabbato.

Aurora Parete e Aurora Circle a parete o plafone; portalamпада G9, per lampade alogene max 75W dimmerabili per risparmio energetico.

I riflessi e i giochi di luce suscitano attenzione e valorizzano gli ambienti.

*Ettore Cimini aimed to use the refraction qualities of an optical glass shade to diffuse the light, when he designed this series of products for wall and ceiling.*

*A body of die-cast aluminium and a diffuser of milled, ground and sand-blasted glass.*

*Aurora Parete for the wall, and Aurora Circle for wall or ceiling use; a G9 lamp-holder, for max 75W halogen, dimmable, and Energy saving sources.*

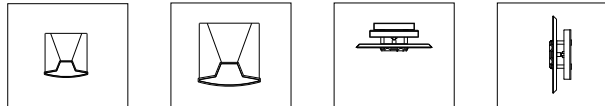
*The play of lights excites attention and enhances the room.*

*Die Verwendung der Lichtbrechung des Kristalles durch mehrere Bearbeitungen, um das Licht zu führen, reflektieren und verbreiten, ist das Ziel von Ettore Cimini bei der Entwicklung dieser Leuchtenserie für die Wand und die Decke gewesen.*

*Körper aus Pressgussaluminium und Diffusor aus gefrästem, geschliffenem und sandgestrahltem Kristall.*

*Aurora Parete und Aurora Circle Wand- und Deckenleuchte; Fassung G9, für Halogenleuchtmittel max 75W dimmbar, energiesparend.*

*Die Lichtreflexe und die Lichtspiele erregen Aufmerksamkeit und werten das Ambiente auf.*





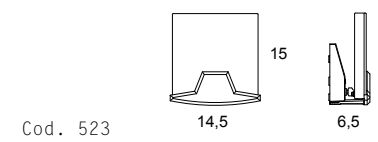
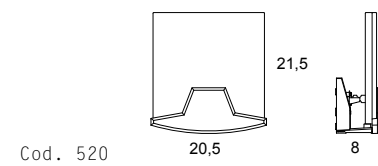


AURORA

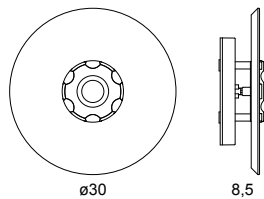


## AURORA PARETE

|                  |          |              |  |              |
|------------------|----------|--------------|--|--------------|
| Aurora Parete 20 | Cod. 520 | Max 75W • G9 |  DIMMABLE | Col. Brushed |
| Aurora Parete 14 | Cod. 523 | Max 60W • G9 |  DIMMABLE | Col. Brushed |



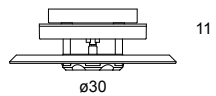




Cod. 540

ø30

8,5



Cod. 541

ø30

11

## AURORA CIRCLE

Aurora Circle 30P

Cod. 540

2 x Max75W • G9

DIMMABLE

Col. Brushed

Aurora Circle 30S

Cod. 541

2 x Max 75W • G9

DIMMABLE

Col. Brushed



## AYLA WALTER MONICI

Le forme slanciate e flessuose di questa lampada sono state disegnate da Walter Monici ispirandosi alle piroghe polinesiane.

Fusto in legno massello di faggio da coltivazioni controllate, aste in acciaio nichelato, testa in alluminio pressofuso e diffusori in vetro bianco doppio strato.

Ayla Terra e Ayla Parete a luce riflessa e diffusa; portalampada R7s per lampade alogene max 300W, interruttore e dimmer sul cavo per risparmio energetico; avvolgicavo nascosto nella base.

Le due versioni si inseriscono con eleganza in ambienti classici o moderni.

*Its slender and willowy shape was designed by Walter Monici, who was inspired by the Polynesian pirogues.*

*A stem of solid beech-wood from tracing spinneret, rods of nickel-plated steel, a head of die-cast aluminium, and shades of white, two-layered glass.*

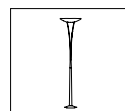
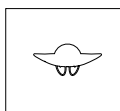
*Ayla Terra/floor and Ayla Parete/wall for diffused light, a R7s lamp-holder for max 300W halogen lamps, a dimmer on the cable for energy saving; a cable-winding housing in the base. They match with both classical and modern spaces.*

*Die schlanke und gelenkige Form dieser Leuchte wurde von Walter Monici entworfen, er hat sich an die polynesianische Piroge angelehnt.*

*Körper aus massivem Eichenholz aus kontrollierten Plantagen, Stangen aus vernickeltem Stahl, Kopf aus Pressgussaluminium und Schirme aus zweischichtigem weissen Glas.*

*Ayla Terra und Ayla Parete, reflektierendes und diffuses Licht, Fassung R7s für Halogenleuchtmittel max 300W und Energiesparleuchtmittel, Schalter und Dimmer am Kabel; Kabelumwicklung versteckt im Fuss.*

*Die zwei Versionen passen mit Eleganz in klassische sowie moderne Ambiente.*





AYLA



## AYLA

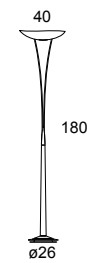

Ayla

Cod. 170

Max 300W • R7s



Col. Nickel Plated - Palisander Wood - Cherry Wood  
Beech Wood - Wengè Wood



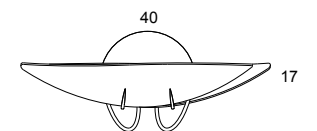


## AYLA PARETE

Ayla Parete Cod. 172 Max 300W • R7s

 DIMMABLE

Col. Nickel



## DAPHINE TOMMASO CIMINI

Tommaso Cimini, designer e fondatore di Lumina, realizzò questa lampada da tavolo nella ricerca della massima razionalità del rapporto tra forma e funzione. Esposta nei più importanti musei di design e d'arte moderna del mondo, è diventata il simbolo insuperato di eleganza minimalista e concreta funzionalità.

Serie di lampade in metallo ad uno o due bracci articolati con riflettore orientabile a 360°.

Daphine con trasformatore elettronico o tradizionale nelle versioni da tavolo, parete, terra e plafone; Cloe con innesto jack e trasformatore elettronico, Cloe morsetto e passante tavolo con trasformatore a spina; portalamпада GY 6.35 o G4, per lampade alogene max 50W - 12V; interruttori a una/due intensità o dimmer per risparmio energetico

Collaudata da una lunghissima storia produttiva, queste lampade si prestano ad infiniti utilizzi in spazi pubblici e privati.

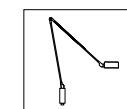
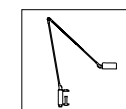
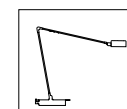
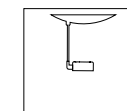
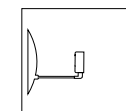
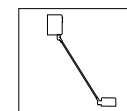
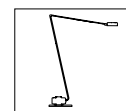
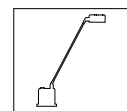
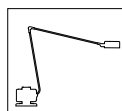
*Tommaso Cimini, designer and founder of Lumina, created this desk light in the search for a balance between form and function. It can be found in some of the most famous museums worldwide for art and design, shown as an unrivalled symbol of minimalist elegance and functionality. A series of light fittings made of metal with one or two swivel arms and a 360° adjustable reflector. Daphine is available both with electronic and lamellar transformer in its desk, floor, wall and ceiling mounting comes with a electronic transformer, Cloe Morsetto on clamp comes with a plug transformer; a lamp-holder GY 6.35 or G4 for max 50W-12V halogen sources, on/off or double intensity switch, or dimmer, for energy saving. These lights are well tested through a long production history. They are designed for use in both public and private spaces.*

*Tommaso Cimini, Designer und Gründer von Lumina hat bei der Entwicklung dieser Tischleuchte die maximale Rationalität des Verhältnis zwischen Form und Funktion gesucht. Ausgestellt in den wichtigsten Museen moderner Kunst weltweit, ist unübertroffenes Symbol von minimalistischer Eleganz und konkreter Funktionalität.*

*Leuchtenserie aus Metall mit einem oder zwei gelenkartigen Armen mit 360° verstellbarem Reflektor.*

*Daphine mit elektronischem oder traditionellem Trafo als Tisch-, Wand-, Steh- und Deckenleuchte; Cloe mit Jackbefestigung und elektronischen Trafo, Cloe Klemmleuchte und mit Tischbefestigung mit Steckertrafo. Fassung GY 6.35 oder G4 für Halogenleuchtmittel max 50W 12V; Zweistufenschalter oder Dimmer energiesparend.*

*Getestet innerhalb einer sehr langen Produktionsgeschichte; diese Leuchten können in unzähligen öffentlichen oder privaten Räume installiert werden.*





DAPHINE



## DAPHINE

**Daphine** Cod. 01 Max 50W 12V • GY 6.35  
On | Off

**Daphine Classic** Cod. 01C Max 50W 12V • GY 6.35  
Double Switch

**Daphine Dimmer** Cod. 03 Max 50W 12V • GY 6.35

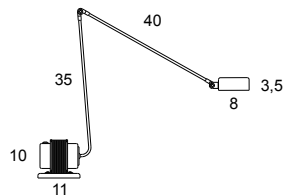
Col. Black - White - Red - Yellow - Nickel Plated  
Metal Silver



Col. Black - White - Red - Yellow - Chromed - Nickel Plated  
Metal Silver



Col. Black - White - Red - Yellow - Chromed - Nickel Plated  
Metal Silver



Cod. 01



Cod. 01C



Cod. 03



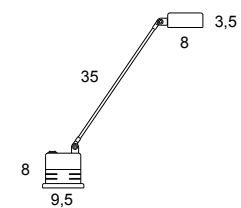






## DAPHINETTE

Daphinette Cod. 09 Max 20W 12V • G4 Col. Black - White - Red - Yellow - Chromed - Nickel Plated







## DAPHINE TERRA

Daphine Terra  
Switch

Cod. 02

Max 50W 12V • GY 6.35

Col. Black - White - Red - Yellow - Nickel Plated  
Metal Silver



Daphine Classic Terra  
Double Switch

Cod. 02C

Max 50W 12V • GY 6.35

Col. Black - White - Red - Yellow - Chromed  
Nickel Plated - Metal Silver



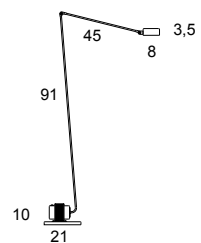
Daphine Terra Dimmer

Cod. 04

Max 50W 12V • GY 6.35



Col. Black - White - Red - Yellow - Chromed  
Nickel Plated - Metal Silver









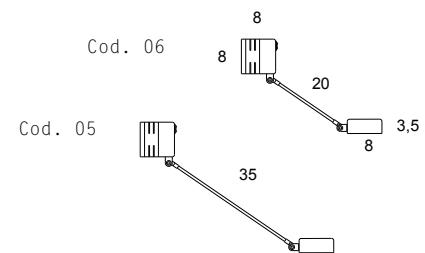


26

## DAPHINE PARETE

Daphine Parete 20      Cod. 06      12V 20W • G4      Col. Black - White - Nickel Plated - Metallic Silver  
  

Daphine Parete 35      Cod. 05      12V 20W • G4      Col. Black - White - Nickel Plated - Metallic Silver  
  







## DAPHINE FARETTO

Daphine Faretto T  
With Transformer

Cod. 105

Max 50W 12V • GY 6.35



Col. Black - White - Nickel Plated - Metallic Silver

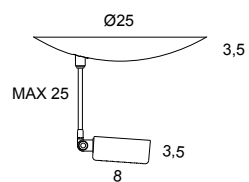
Daphine Faretto ST  
Without Transformer

Cod. 106

Max 50W 12V • GY 6.35



Col. Black - White - Nickel Plated - Metallic Silver





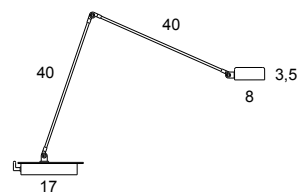


30



## CLOE

Cloe Cod. 07 Max 50W 12V • GY 6.35 Col. Black - White - Red - Yellow - Nickel Plated







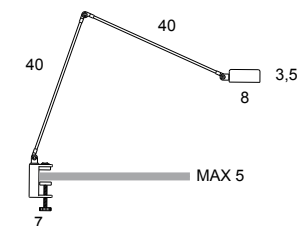
## CLOE MORSETTO

Cloe Morsetto

Cod. 08

Max 50W 12V • GY 6.35


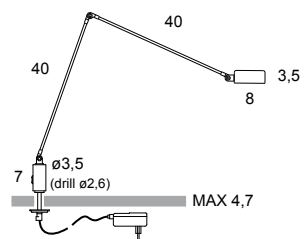
Col. Black - White - Red - Yellow - Nickel Plated





## CLOE CILINDRO

Cloe Cilindro Cod. 10 Max 50W 12V • GY 6.35 Col. Black - White - Red - Yellow - Nickel Plated



Il progetto di questa lampada è stato concepito da Tommaso Cimini per fornire al contempo un'illuminazione centrale ad un tavolo e insieme una luce diffusa, in ambienti in cui non sia possibile usare una sospensione.

Serie di lampade in metallo ad uno o due bracci articolati e riflettore orientabile.

Elle 2 a due bracci e Elle 1 ad un braccio a luce diretta con schermo antiabbagliamento e luce ambiente riflessa; Portalampada R7s, per lampade alogene max 300W; dimmer sul cavo per risparmio energetico.

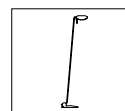
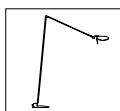
La linea nitida e sottile le consentono di inserirsi perfettamente sia in ambienti contemporanei che in situazioni più formali.

*The design of this light was conceived by Tommaso Cimini in order to provide a down-light on a table-top and a diffused light at the same time, in rooms where no suspension can be used. A series of metallic light fittings with one or two swivel arms and an adjustable reflector. Jointed arm Elle 2, and single arm Elle 1, for direct down-light through a special grid for glare control, and for diffused light by reflection; a R7s lamp-holder for max 300W halogen lamps, a dimmer on the cable for energy saving. Its sharp and slender line makes it match with both contemporary and classical spaces.*

*Der Gedanke von Tommaso Cimini war, eine konzentrierte Beleuchtung auf dem Tisch aber auch gleichzeitig eine diffuse Beleuchtung in einem Ambiente zu schaffen, wo keine Hängeleuchte möglich ist.*

*Lampenserie aus Metall mit einem oder zwei Armen und verstellbarem Reflektor.*

*Elle 2 mit zwei Armen und Elle 1 mit einem Arm direktes Licht mit Blendungsgitter und reflektierendes Licht; Fassung R7s, für Halogenleuchtmittel max 300W; Dimmer am Kabel, energiesparend.*





ELLE



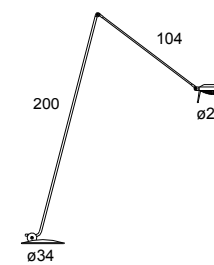
36

## ELLE 2

Elle 2 Cod. 60 Max 300W • R7s



Col. Black - White - Metallic Grey - Nickel Plated



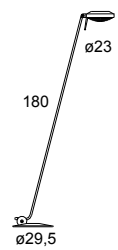


# ELLE 1

Elle 1 Cod. 61 Max 300W • R7s



Col. Black - White  
Metallic Grey - Nickel Plated



In questo progetto Yaacov Kaufman analizza con risultati sorprendenti le possibilità generate dalla suddivisione di una superficie cilindrica in settori verticali.

Serie di lampade in metallo con diffusore in policarbonato opalino formato da nove schermi mobili.

Fiorellino Terra, Tavolo e Sospensione con attacco E27 per lampade ad incandescenza, alogene o a risparmio energetico.

Disponibile in versione con il solo interruttore a filo o con, in aggiunta, dimmer sul cavo elettrico.

E' possibile modificare la forma del diffusore per orientare la forma del fascio luminoso.

Gli schermi mobili e la forma mutevole richiamano forme organiche e floreali e creano piacevoli effetti luminosi.

*Yaacov Kaufman studies, here, the possibilities of partitioning a cylindrical surface in vertical sectors, with surprising results. A series of metallic light fittings with nine-adjustable leaf-shades of opaline polycarbonate.*

*Fiorellino Terra/floor, Tavolo/table and Sospensione/ceiling, a lamp-holder E27 for incandescent, halogen and energy saving sources.*

*It is available in two versions: whether with just a cable-switch, or with an additional dimmer. The shape of the shade can be adjusted in order to direct the light beam in various ways. Its adjustable leaf-shades and changeable shape recall organic, floral forms and create pleasant light effects.*

*In diesem Projekt Yaacov Kaufmann analysiert mit erstaunlichen Ergebnissen die Möglichkeiten senkrechten Sektoren auf einer runden Fläche zu teilen.*

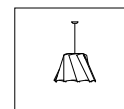
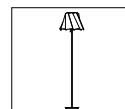
*Leuchtenserie aus Metall mit Schirm aus Polykarbonat Opal bestehend aus neun beweglichen Schirmteilen.*

*Fiorellino Steh-, Tisch oder Hängeleuchte mit Fassung E27 für Glüh- oder Halogenleuchtmittel oder energiesparend.*

*Lieferbar nur mit Schalter oder zuzüglich Dimmer am Kabel.*

*Die Form des Schirmes kann man verändern, um den Lichtkegel zu lenken.*

*Die beweglichen Schirmteile und die wechselhafte Form erinnern an Organ- und Blumenformen und schaffen schöne Lichteffekte.*





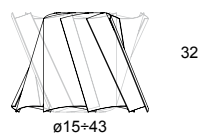
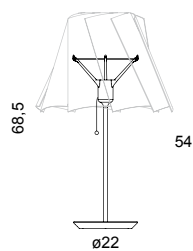


FIORELLINO

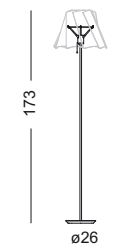


## FIORELLINO



|                        |          |                |   |                            |
|------------------------|----------|----------------|---|----------------------------|
| Fiorellino<br>ON   OFF | Cod. 900 | Max 150W • E27 |  | Col. White - Nickel Plated |
| Fiorellino<br>Dimmer   | Cod. 901 | Max 150W • E27 |  | Col. White - Nickel Plated |
| Fiorellino Shades      | Cod. 930 |                |   | Col. White                 |







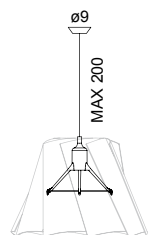
## FIGRELLINO TERRA

|                              |          |                |   |                            |
|------------------------------|----------|----------------|---|----------------------------|
| Fiorellino Terra<br>ON   OFF | Cod. 910 | Max 150W • E27 |  FLUO-COMPACT FRIENDLY | Col. White - Nickel Plated |
| Fiorellino Terra<br>Dimmer   | Cod. 911 | Max 150W • E27 |  DIMMER                | Col. White - Nickel Plated |
| Fiorellino Shades            | Cod. 930 |                |   | Col. White                 |





43



## FIORELLINO SOFFITTO

Fiorellino Soffitto

Cod. 920

Max 150W Ha1 • E27




Col. White - Nickel Plated

Fiorellino Shades

Cod. 930











## HEINRICH WIEDERHOLD

L'idea di Heinrich Wiederhold di un braccio telescopico, serve ad illuminare centralmente una zona quando l'attacco a soffitto non è dove dovrebbe essere.

Lampade a plafone in metallo con braccio telescopico, snodi a sfera, e riflettori in metallo o metacrilato opalino diffondente.

Flip in due misure di lunghezza, con attacco E27 per lampade ad incandescenza, alogene o a risparmio energetico.

Le diverse finiture del riflettore metallico e la luce diffusa di quello in metacrilato, consentono svariati utilizzi in abitazioni, uffici o locali pubblici.

*Heinrich Wiederhold's idea of a telescopic arm produces a light source offset from the power supply point in the ceiling.*

*Ceiling lights in metal with a telescopic arm, ball-joints, and metallic reflectors or opaline methacrylate diffusers. Flip is available in two length sizes, a lamp-holder E27 for incandescent, halogen and energy saving sources.*

*The various finishes for the metallic shade and the diffused light from the methacrylate version allow many installations in private homes, offices and public spaces.*

# FLIP

*Die Idee von Heinrich Wiederhold ist, mit einem teleskopischen Arm eine Fläche zentral zu beleuchten, wenn der Deckenaschluss nicht da ist, wo er sein sollte.*

*Hängeleuchte mit teleskopischem Arm, Kugelgelenk und Schirm aus Stahl oder Methacrylat Opal.*

*Flip in zwei Längen, mit Fassung E27 für Glüh-, Halogen- oder Energiesparleuchtmittel.*

*Die verschiedenen Ausführungen des metallischen Reflektors und die diffuse Beleuchtung des Reflektors aus Methacrylat ermöglichen vielfältige Installierungen im Wohnbereich, Büros oder öffentlichen Lokalen.*



## FLIP

Flip Cod. 18 Max 150W • E27

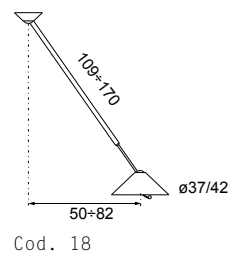
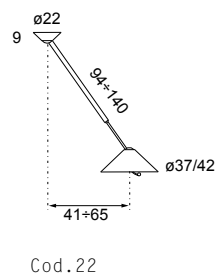


Col. White - Anodised Aluminium - Methacrylate  
Nickel Plated

Flip Cod. 22 Max 150W • E27



Col. White - Anodised Aluminium - Methacrylate  
Nickel Plated





FLO è il risultato della prima collaborazione tra Lumina e Foster+Partners: un design minimalista e senza tempo, fine e curato nei dettagli, discretamente integrati in una linea essenziale.

La più avanzata tecnologia LED valorizza questa serie di lampade da tavolo, comodino, morsetto e terra in alluminio verniciato. Flo è elegante ed ha un aspetto raffinato, è caratterizzata dall'assenza di parti meccaniche estranee, dal volume ridotto: la silhouette diventa minimale e quasi scompare nello spazio.

*FLO is the result of the first collaboration between Lumina and Foster+Partners: its design is minimalist and timeless, with fine and precise detailing integrated in a streamlined form.*

*The most advanced LED technology glamorizes this range of lamps for desk, bedside, clamp and floor. It is made of varnish coated aluminium.*

*Flo is elegant and has a refined appearance, it is characterized by the elimination of superfluous moving parts and by its reduced volume: its silhouette has been minimised, helping the light to almost disappear in a room.*

*FLO ist das Ergebnis der ersten Kooperation zwischen Lumina und Foster+Partners: Minimalistisches und zeitloses Design, fein und in allen Details gepflegt, integriert in einer essentiellen Form.*

*Die neueste Beleuchtungstechnologie LED hebt diese Leuchtenserie hervor, bestehend aus Tisch-, Nachttisch-, Klemm- und Stehversion aus lackiertem Aluminium.*

*FLO ist elegant mit feinsten Ästhetik, ohne mechanische externe Teile, mit reduzierten Massen: Eine diskrete Form, die in dem Ambiente fast verschwindet.*



FLO





## FLO

Flo Bedside  
Double Switch

Cod. 950

1x3W LED  
(3000°K - 2501m)



Col. Black - White

Flo Clamp  
Double Switch

Cod. 955

1x6W LED  
(3000°K - 4751m)



Col. Black - White

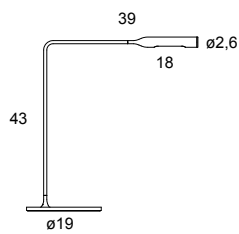
Flo Desk  
Double Switch

Cod. 940

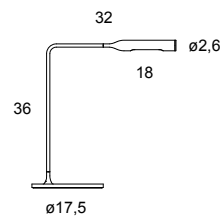
1x6W LED  
(3000°K - 4751m)



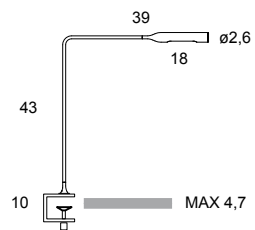
Col. Black - White



Cod. 950



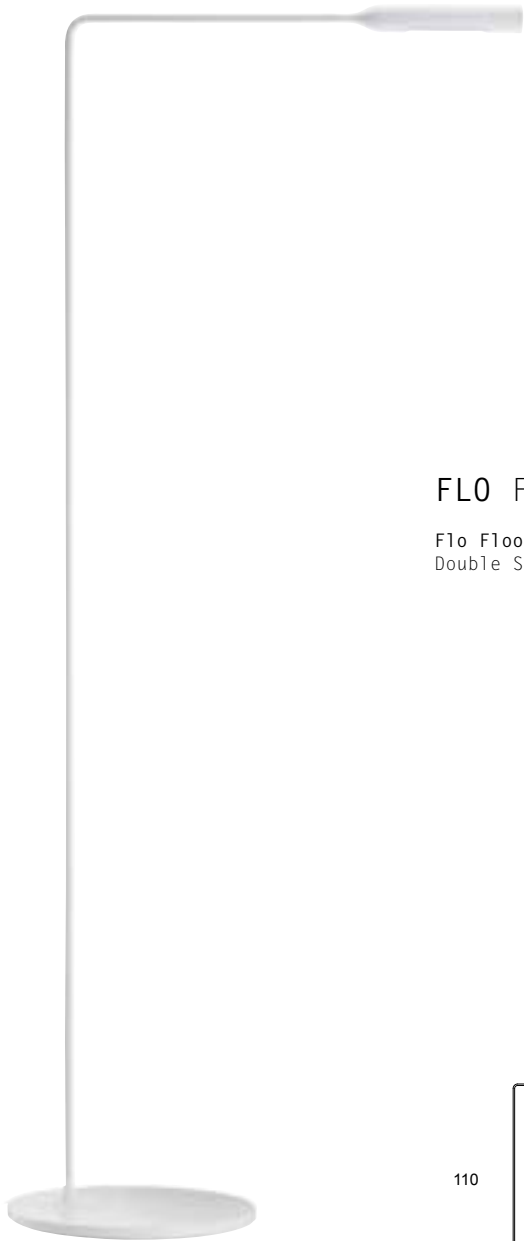
Cod. 955



Cod. 940







# FLO FLOOR

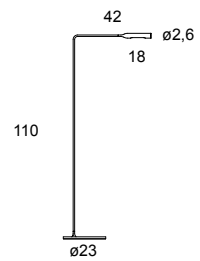
Flo Floor  
Double Switch

Cod. 945

1x6W LED  
(3000°K - 475lm)



Col. Black - White







La conoscenza delle proprietà ottiche di rifrazione del cristallo ha consentito ad Emanuele Ricci di realizzare questa sospensione in cui la luce, come per magia, viene condotta all'interno della lente fino ad illuminare gli oggetti col massimo grado di purezza e di resa dei colori. Lampade a sospensione e parete in cristallo a pieno spessore con lavorazioni ottiche, pressofusioni in alluminio.

Galileo e Galileo Parete, portalampane B15d, per lampade alogene max 100W, Galileo Mini, portalampane GY6,35, per lampade alogene max 50W - 12V; tutte dimmerabili per risparmio energetico.

Kit per il decentramento incluso.

Sospensione unica per caratteristiche costruttive e di illuminazione, trova ideale collocazione negli ambienti di standard più elevato, e negli esercizi commerciali, per valorizzare la visione di oggetti preziosi e la tonalità dei colori.

*The knowledge of refraction qualities of an optical glass led Emanuele Ricci to create this suspension fitting where the light, like magic, is conducted through a lens to illuminate objects with the highest degree of purity and colour performance.*

*A suspension and a wall light, with a full, thick optic glass diffuser and a body in die-cast aluminium.*

*Galileo and Galileo parete/wall, with a lamp-holder B15d for max 100W halogen sources, Galileo Mini with a lamp-holder GY6,35 for max 50W - 12V halogen sources, all dimmable for energy saving. Decentralised mount included.*

*This suspension is unique by its technical and lighting features, it is ideal for use in areas with the highest standards, in restaurants and showrooms, to enhance the appearance of precious jewels or the full spectrum of colours.*

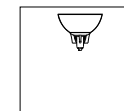
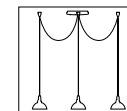
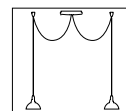
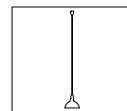
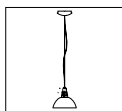
*Die Kenntnisse der optischen Eigenschaften der Lichtbrechung des Kristalls haben Emanuele Ricci ermöglicht diese Hängeleuchte zu realisieren, wo das Licht als Magie im Glas geführt wird, um Gegenstände mit höchster Reinheit und Farbintensität zu beleuchten.*

*Hängeleuchte und Wandleuchte aus dickem Glas mit optischen Bearbeitungen, Druckgüsse aus Aluminium.*

*Galileo und Galileo Parete, Fassung B15d, für Halogenleuchtmittel max 100W. Galileo Mini, Fassung GY6,35, für Halogenleuchtmittel max 50W - 12V; alle dimmbar und energiesparend.*

*Dezentralisierungskit in der Verpackung.*

*Einzigartige Hängeleuchte für konstruktive Lichteigenschaften, ideal für die Installation in Ambiente von hohem Niveau, Geschäfte um Wertgegenstände und Farbtöne hervorzuheben.*





GALILEO



### GALILEO

Galileo

Cod. 380

Max 100W • B15d



Col. Nickel Plated


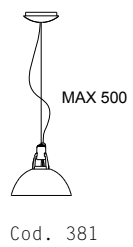
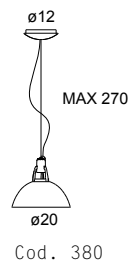
Galileo L

Cod. 381


Max 100W • B15d



Col. Nickel Plated







## GALILEO MINI

Galileo Mini T  
Transformer Included

Cod. 383

Max 50W 12V • GY 6,35



Col. Nickel Plated



Galileo Mini ST  
Without Transformer

Cod. 384

Max 50W 12V • GY 6,35



Col. Nickel Plated



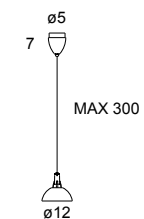
Galileo Mini BS  
Without Canopy

Cod. 375

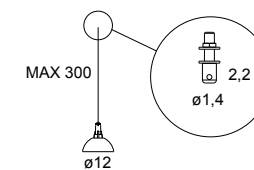
Max 50W 12V • GY 6,35



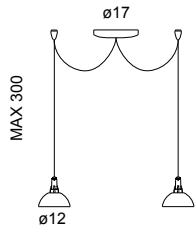
Col. Nickel Plated



Cod. 383 | 384



Cod. 375



Cod. 376

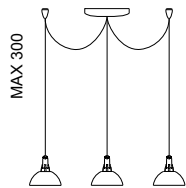
## GALILEO MINI 2

Galileo Mini 2 Cod. 376

2 x Max 50W 12V • GY 6,35



Col. Nickel Plated



Cod. 377

## GALILEO MINI 3

Galileo Mini 3 Cod. 377

3 x Max 50W 12V • GY 6,35



Col. Nickel Plated





## GALILEO PARETE

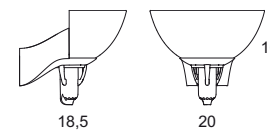
Galileo Parete

Cod. 378

Max 100W • B15d



Col. Nickel Plated





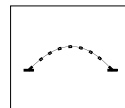
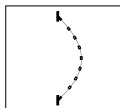



## GECO FABIO DE SILVA & JAIME LOZOYA

I designer Fabio de Silva e Jaime Lozoya hanno scoperto un nuovo modo di utilizzare la luce dei led e hanno creato un nastro luminoso che risolve in modo sorprendente le tradizionali esigenze di illuminazione. Lampade da tavolo o parete/plafone realizzate con nastri di acciaio armonico e pressofusioni di alluminio. Geco e Geco parete usano sette led a luce calda o fredda a scelta ad altissima resa luminosa, consumo 8,4W totali, interruttore o dimmer a sfioramento. Le modalità di utilizzo come luce diretta o indiretta possono essere apparentemente convenzionali o assolutamente originali, e sono ancora tutte da scoprire.

*The designers Fabio de Silva and Jaime Lozoya discovered a new use for LEDs and created a lighting belt to provide a surprising solution to traditional needs of illumination. Light fittings for table or wall/ceiling mount made out of flexible steel and die-cast aluminium. Geco and Geco parete/wall come with seven LEDs with warm or cold light by choice, for a top lighting performance with a total energy consumption of just 8.4W, on/off switch or touch sensitive dimmer. For direct or diffused light various ways of use are possible, whether conventional or entirely original, and they are still to be explored.*

*Die Designer Fabio de Silva und Jaime Lozoya haben eine neue Art für die Verwendung der LED-Beleuchtung entdeckt und haben ein leuchtendes Band entwickelt, das die traditionelle Beleuchtungsanforderungen in überraschender Weise löst. Tischleuchte oder Wand-/Deckenleuchte realisiert mit Stahlbänder und Pressgussaluminium. Geco und Geco Wandleuchte sind mit sieben LED nach Wahl mit warmem oder kaltem Licht und sehr hoher Lichtübergabe ausgestattet. Gesamtverbrauch 8,4 W, Schalter oder Touch-Dimmer. Die Installierung als direktes oder indirektes Licht kann konventionell oder absolut originell sein und viele sind noch zu entdecken.*





GECO



64

## GECO

Geco  
Sensor Dimmer

Cod. 50

cool white led

7 x 1,2W • LED



Col. Black-White

Cod. 53

warm white led

Geco / i

Cod. 51

cool white led

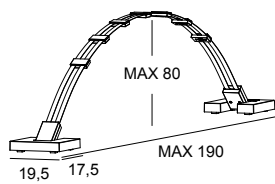
7 x 1,2W • LED



Col. Black-White

Cod. 54

warm white led







## GECO P

Geco P

Cod. 52

cool white led

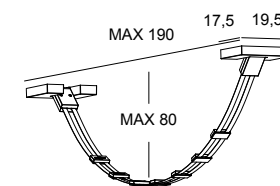
Cod. 55

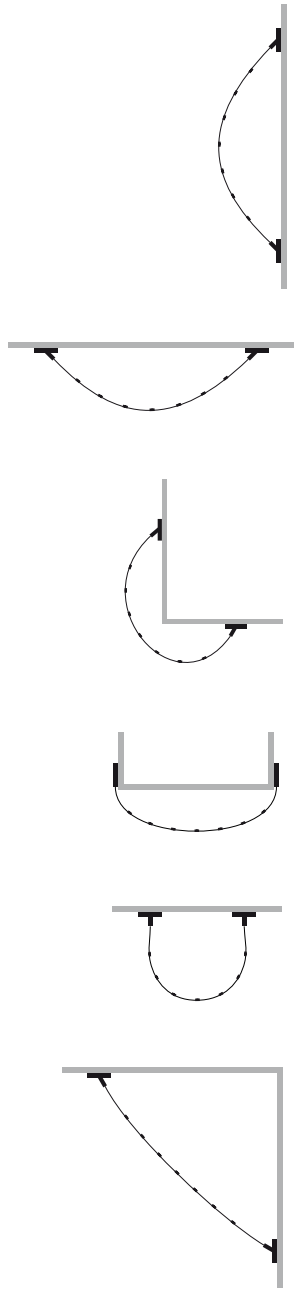
warm white led

7 x 1,2W • LED



Col. Black-White











## LORENZO STANO

La classica sospensione a luce diretta e diffusa è stata elegantemente interpretata da Lorenzo Stano e dotata della possibilità di orientare la luce maggiormente verso l'alto o verso il basso.

Lampada con diffusore in vetro soffiato, triplo strato colorato in pasta ed acidato. Struttura mobile in pressofusione di alluminio e cavi di acciaio.

Juri colore ambra o bianco con attacco E27 per lampade ad incandescenza alogene fino a 250W dimmerabili o a risparmio energetico. Kit di decentramento opzionale.

Una sospensione in grado di illuminare ambienti di ampie dimensioni e creare soffuse atmosfere di luce.

*A classic suspension for both direct and diffused light is rendered by Lorenzo Stano with style, and provided with the possibility of directing the light beam up or down.*

*A light fixture with a three-layered, blown glass diffuser, coloured when still a paste and then acid frosted. Adjustable frame of die-cast aluminium and steel cables.*

*Juri in amber or white colour, a lamp-holder E27 for max 250W halogen sources, dimmable, or energy savers. Decentralized mount on demand.*

*A suspension to illuminate big rooms and create a soft light environment.*

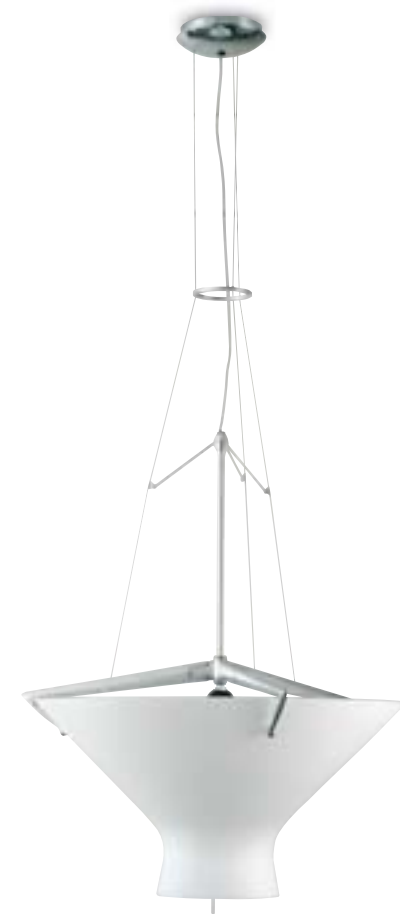
## JURI

*Die klassische Hängeleuchte mit direktem und diffusem Licht ist von Lorenzo Stano fein interpretiert worden und hat die Möglichkeit das Licht mehr nach oben oder nach unten zu richten.*

*Leuchte mit Schirm aus mundgeblasenem Glas in dreifacher Schicht, pulvergefärbt und ätzmattiert.*

*Bewegliche Struktur aus Pressgussaluminium und Stahlseilen. Juri in der Farbe ambra oder weiss mit Fassung E27 für Glüh- und Halogenleuchtmittel bis 250W dimmbar oder Energiesparlampen. Dezentralisierungs-kit separat.*

*Eine Hängeleuchte, die grosse Räume beleuchten kann und dezente Beleuchtung schafft.*





## JURI

Juri

Cod. 230

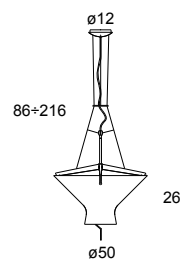
Max 250W • E27



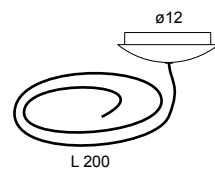
Col. White Glass - Amber Glass

Juri decentral mount

Cod. 231



Cod. 230




Cod. 231











## GIANFRANCO FRATTINI LETIZIA

73

In questo suo progetto Gianfranco Frattini ha visualizzato il concetto di una lampada da terra di dimensioni importanti che apparisse come sospesa nel vuoto.

Lampada da terra in vetro e alluminio con diffusore in vetro curvato, sabbiato ed acidato. Regolazione dell'orientamento dell'illuminazione.

Letizia con attacco E27 per lampade ad incandescenza alogene fino a 250W o fluorescenti a risparmio energetico. Dimmer ed interruttore a pavimento, avvolgicavo.

Luce di accento diretta verso il basso e diffusa verso l'alto in proporzioni regolabili, per saloni e zone relax di classica eleganza.

*Gianfranco Frattini visualizes the concept of a large sized floor standing light, to look like being suspended in space. A floor standing light of glass and aluminium, with a diffuser of curved glass, sand blasted and acid frosted. Adjustable light directions. Letizia comes with a lamp-holder E27 for max 250W incandescent or halogen sources, or fluorescent for energy saving. Cable-dimmer and switch. Housing for cable winding.*

*An enhancing direct down-light, and a diffused up-light as well, for adjustable balances in lounges, living rooms and relaxing areas trending towards a classical elegance.*

*In diesem Projekt hat Gianfranco Frattini das Konzept einer Stehleuchte mit grossen Dimensionen und leichte Form dargestellt.*

*Stehleuchte aus Glas und Aluminium mit Diffusor aus gekurvtem, sandgestrahltem und ätzmattiertem Glas. Regulierung der Lichtorientierung.*

*Letizia mit Fassung E27 für Halogenleuchtmittel bis 250W oder energiesparende Leuchtstofflampen. Fussschalter oder Dimmer, Kabelumwicklung im Fuss.*

*Direkte Beleuchtung nach unten und diffuses Licht nach oben für klassische Wohnräume und Entspannungszonen.*



## LETIZIA

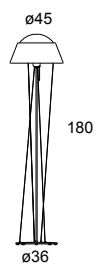
Letizia

Cod. 155

Max 250W • E27



Col. Crackled White





Serie di lampade a paralume decentrabile che Yaacov Kaufman ha progettato per aumentare la funzionalità ed i campi di applicazione di questa classica tipologia.

Lampade in metallo con paralume diffusore in metallo, tessuto o policarbonato, struttura mobile in tondino di acciaio armonico.

Liz, Lizzy e Lisa nelle versioni tavolo, terra e parete con attacco E27 per lampade ad incandescenza e alogene fino a 75/150/250W o fluorescenti a risparmio energetico. Dimmer o interruttori sul cavo o a pavimento. I modelli a parete sono disponibili anche con interruttore.

I diffusori di forma conica e cilindrica si inseriscono con naturalezza nelle ambientazioni classiche o moderne. Grazie al decentramento possono essere usate anche come lampada da scrivania o lettura.

*A series of light fittings with adjustable diffusers that Yaacov Kaufman designed to increase the functionality and the application fields of this classical type. Light fittings in metal with reflectors in metal, and diffusers of fabrics and polycarbonate, with an adjustable frame of flexible steel rods. Liz, Lizzy and Lisa for table, floor and wall use, a lamp-holder E27 for max 75/150/250W incandescent or halogen sources, or energy savers. Cable-dimmer and switch. Wall fixtures also available with on/off switch.*

*Conical and drum shades naturally match with both classical and contemporary spaces.*

*Their adjustability allow their use as reading and desk lights.*

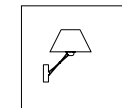
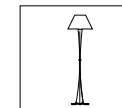
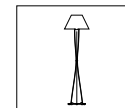



*Leuchtenserie mit dezentralisierbarem Schirm, die Yaacov Kaufmann entwickelt hat, um die Funktionalität und die Verwendung dieser klassischen Version zu verstärken.*

*Leuchten aus Metall mit Schirm aus Metall, Stoff oder Polycarbonat, bewegliche Struktur aus Stahl.*

*Liz, Lizzy und Lisa als Tisch-, Steh- und Wandversionen mit Fassung E27 für Glüh- und Halogenleuchtmittel bis 75/150/250W oder Energiesparlampen.*

*Dimmer oder Schalter am Kabel oder am Boden. Die Wandversionen sind auch mit Schalter erhältlich.*

*Die konischen oder zylindrischen Schirme passen mit Natürlichkeit zu klassischen oder modernen Räume. Dank der Bewegung können als Tisch- oder Leseleuchte verwendet werden.*







LIZ



# LIZ

Liz

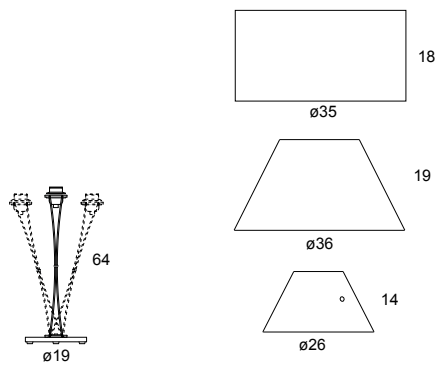
Cod. 500

Max 150W • E27



Col. Metallic Grey - Nickel Plated

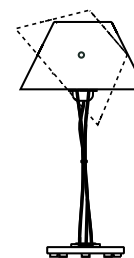
|                               |          |   |
|-------------------------------|----------|---|
| Liz drum shade                | Cod. 511 | Col. Black - Grey - Ivory                                   |
| Liz conical shade             | Cod. 501 | Col. White - Red - Blue                                     |
| Liz metal shade<br>Adjustable | Cod. 503 | Col. Red - Yellow - Cracked Grey<br>Nickel Plated - Brushed |



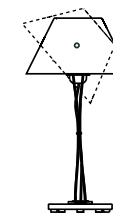
Cod. 511

Cod. 501

Cod. 503



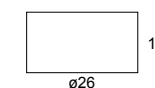




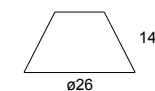
Cod. 503



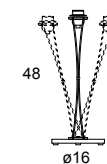
Cod. 507



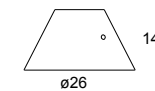
Cod. 516



Cod. 506



Cod. 505



Cod. 503

## LIZZY

Lizzy Cod. 505 Max 75W • I HAL E27  Col. Metallic Grey - Nickel Plated

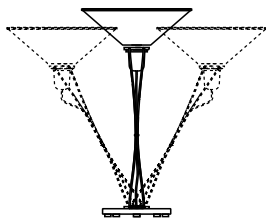
Lizzy F Cod. 507 Max 75W • I HAL E27  Col. Metallic Grey - Nickel Plated  
Fixed stem

Lizzy drum shade Cod. 516 Col. Black - Grey - Ivory

Lizzy conical shade Cod. 506 Col. White - Red - Blue

Lizzy metal shade Cod. 503 Col. Red - Yellow - Cracked Grey  
Adjustable Nickel Plated - Brushed





# LISA

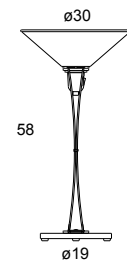
Lisa

Cod. 405

Max 150W • E27








Col. Metallic Grey - Nickel Plated



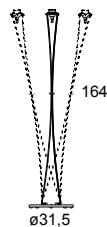


## LIZ TERRA

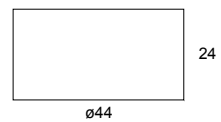
|                              |          |                           |   |   |
|------------------------------|----------|---------------------------|---|---|
| Liz terra S<br>Sensor Dimmer | Cod. 600 | Max 250W • E27            |  | Col. Metallic Grey - Nickel Plated  |
| Liz terra D                  | Cod. 602 | Max 250W • E27            |  |   |
| Liz terra F<br>Fixed stem    | Cod. 604 | Max 250W • E27            |   |   |
| Liz drum shade               | Cod. 616 | Col. Black - Grey - Ivory |   |    |
| Liz conical                  | Cod. 606 | Col. White - Red - Blue   |   |   |



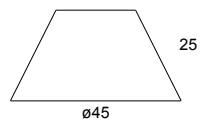
Cod. 604



Cod. 600 | 602



Cod. 616



Cod. 606







## LIZZY PARETE

Lizzy Parete

Cod. 509

Max 75W • E27



Col. Metallic Grey - Nickel Plated

Lizzy Parete/I  
ON | OFF

Cod. 510

Max 75W • E27



Col. Metallic Grey - Nickel Plated

Lizzy drum shade

Cod. 516

Col. Black - Grey - Ivory

Lizzy conical shade

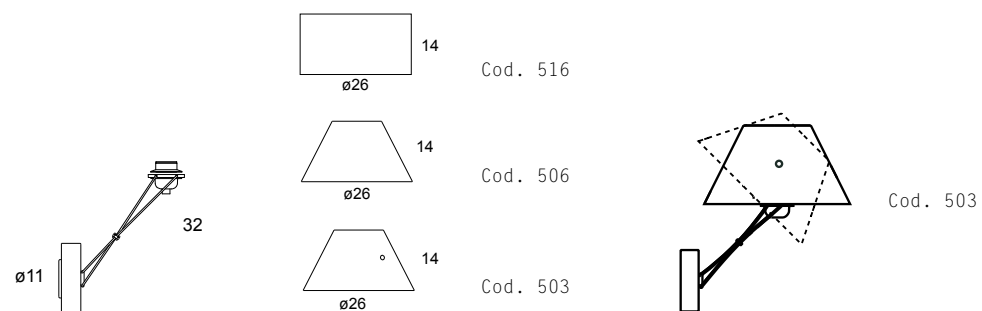
Cod. 506

Col. White - Red - Blue


Lizzy metal shade  
Adjustable


Cod. 503

Col. Red - Yellow - Cracked Grey  
Nickel Plated - Brushed











## WALTER MONICI

Disegnata da Walter Monici, è la rivisitazione in chiave contemporanea della storica lampada da scrittoio.

Lampada da tavolo in lega di alluminio, metallo e vetro soffiato, triplo strato, colorato in pasta. Diffusore orientabile.

Marlene nei colori bianco e blu cobalto, con attacco E14 per due lampadine ad incandescenza da 15 a 60W, alogene o a risparmio energetico. Interruttore a doppia accensione.

Una lampada da scrittoio o lettura utilizzabile come luce di accento, a fianco del letto o su scrivanie professionali.

*Designed by Walter Monici, it is a contemporary performance of the historical desk light.*

*It is made in aluminium and iron alloy, three-layered, blown glass diffuser, coloured when still a paste. Adjustable diffuser.*

*Marlene in white and cobalt blue colours, with a lamp-holder E14 for max 15 to 60W halogen or energy saving sources. Double switch. A reading and enhancing light, for the bedside or professional desk.*

# MARLENE

*Entworfen von Walter Monici ist die Wiederkehr in moderner Form der historischen Bankleuchte.*

*Tischleuchte aus Aluminiumlegierung, Metall und mundgeblasenem Glas, in dreifacher Schicht, Pulverbeschichtet. Beweglicher Schirm.*

*Marlene in den Farben weiss und kobaltblau, mit Fassung E14 für zwei Glühlampen von 15 bis 60W, Halogen oder Energiesparlampen. Zweistufigem Schalter.*

*Eine Tisch- oder Leseleuchte, verwendbar als Hauptbeleuchtung neben dem Bett oder auf dem Schreibtisch.*



## MARLENE

Marlene

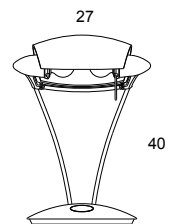
Cod. 360.44

2 x Max 60W • E14



Glass Col. White - Blue

Body Col. Nickel Plated  
Metallic Silver







Da una ricerca di Yaacov Kaufman sui meccanismi di frizione nasce questa serie di lampade che si adegua nel modo più semplice alle diverse esigenze e allo stesso modo può essere modificata nel tempo.

Serie di lampade in metallo a bracci mobili in tondino di acciaio armonico, orientabili in due direzioni.

Matrix terra, parete, plafone e sospensione, nelle versioni mono, quattro, otto e doppia, con attacco E27 per lampade ad incandescenza, alogene o a risparmio energetico. Da uno a sedici lampade fino a 75W, dimmerabili, dimmer sul cavo nella versione terra. Modelli a parete anche con interruttore singolo.

Attraverso la scelta della lampada installata si determina il campo di utilizzazione dei diversi modelli che possono così inserirsi in ambienti di design contemporaneo o moderno pubblici o privati.

*The Yaacov Kaufman's research on friction mechanisms originated a series of light fittings as the easiest possible solution to several types of need, subject to changes in time.*

*A series of light fittings with two-sideways adjustable arms in flexible steel rods.*

*Matrix floor, wall, ceiling and suspension lights, with one, four, eight and sixteen arms, with a lamp-holder E27 for incandescent or halogen sources, or energy savers. From one to sixteen bulbs each up to 75W, dimmable, cable-dimmer or floor standing version. Wall fixtures also available with an individual switch.*

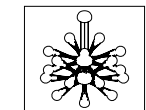
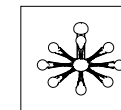
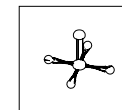
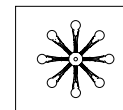
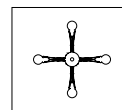
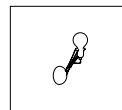
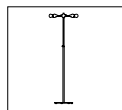
*A wide range of choice of models according to installation needs, to fit into contemporary designed rooms, modern, public or private spaces.*

*Aus einer Forschung von Yaacov Kaufman über den Reibungsmechanismus ist diese Leuchtenserie entstanden, die sich in einfachster Weise an der verschiedenen Anforderungen anpasst und immer wieder verändert werden kann.*

*Leuchtenserien aus Metall mit in alle Richtungen beweglichen Armen aus Stahl.*

*Matrix Steh-, Wand-, Decken und Hängeleuchte in der Versionen mono, vier, acht und doppelt, mit Fassung E27 für Glüh- und Halogenleuchtmittel oder Energiesparleuchten. Von ein bis sechzehn Leuchtmittel bis 75W, dimmbar, Stehversion mit Fussdimmer. Wandmodelle auch mit Schalter.*

*Bei Auswahl des Leuchtmittels entscheidet der Verwendungsbereich der verschiedenen Modelle, die in modernen öffentlichen Ambiente oder Privat installiert werden können.*



# MATRIX





### MATRIX

Matrix Terra  
Double Dimmer

Cod. 393    8 x Max 75W • E27

Matrix Terra  
Double Switch


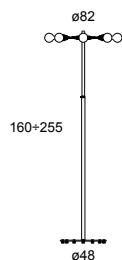
Cod. 394    8 x Max 75W • E27



Col. Black - Nickel Plated  
Metallic Grey



Col. Black - Nickel Plated  
Metallic Grey









## MATRIX MONO

Matrix Mono Cod. 395 Max 75W • E27

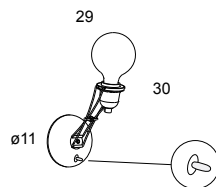
Matrix Mono / I Cod. 396 Max 75W • E27  
ON | OFF



Col. Black - Nickel Plated  
Metallic Grey



Col. Black - Nickel Plated  
Metallic Grey




Cod. 395



Cod. 396







## MATRIX P

Matrix Quattro P Cod. 388 4 x Max 75W • E27

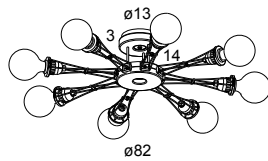


Col. Black - Nickel Plated  
Metallic Grey

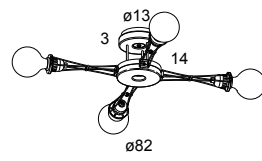
Matrix Otto P Cod. 389 8 x Max 75W • E27



Col. Black - Nickel Plated  
Metallic Grey



Cod. 389



Cod. 388

# MATRIX

Matrix Quattro Cod. 386 4 x Max 75W • E27

Matrix Otto Cod. 385 8 x Max 75W • E27



DIMMABLE

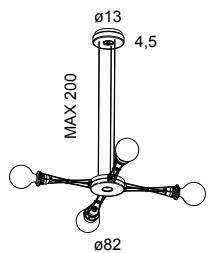
FLUO-COMPACT FRIENDLY

DIMMABLE

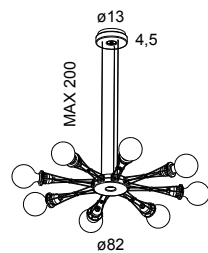
FLUO-COMPACT FRIENDLY

Col. Black - Nickel Plated  
Metallic Grey

Col. Black - Nickel Plated  
Metallic Grey



Cod. 386



Cod. 385



## MATRIX DOPPIA

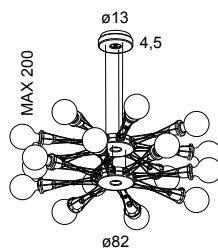
Matrix Doppia

Cod. 387

16 x Max 75W • E27



Col. Black - Nickel Plated  
Metallic Grey







La proposta di Francesco Brambilla ha consentito di sviluppare una lampada a sospensione in grado spostarsi semplicemente, in ogni momento e con un ampio raggio di azione, sopra al proprio campo di lavoro.

Lampada con paralume in tessuto o rete metallica sospesa tramite braccio in fibra di carbonio ruotante a 360° o 180° (Moove Doppia).

Moove con attacco E27 per lampade ad incandescenza, alogene fino a 150W o a risparmio energetico.

Questa sospensione risolve un problema concreto in modo facile ed elegante, seguendo ogni spostamento di un tavolo o di una zona di lettura.

*Francesco Brambilla's design developed a suspension light to be easily adjustable and illuminate a wide area of working surfaces. A lamp with a shade made of fabrics or woven metal, hanging from an arm of carbon fibre, revolving by 360° or 180° (Moove Doppia).*

*Moove with a lamp-holder E27 for incandescent or halogen sources up to 150W, or energy savers.*

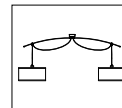
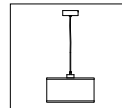
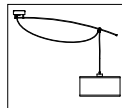
*This suspension resolves an actual problem in an easy and smart way, as it follows the table or reading area when moved.*

*Der Entwurf von Francesco Brambilla hat ermöglicht, eine Hängeleuchte zu entwickeln, die sich sehr einfach in jedem Moment und mit einer grossen Aktionsfläche bewegt.*

*Leuchte mit Schirm aus Stoff oder Metall mit Arm aus Karbonfaser drehbar um 360° oder 180° (Moove Doppia).*

*Moove mit Fassung E27 für Glühlampen, Halogenleuchtmittel bis 150W oder Energiesparlampen.*

*Die Hängeleuchte löst in einfacher und eleganter Weise ein konkretes Problem und folgt jeder Bewegung eines Tisches oder einer Lesezone.*







MOOVE



## MOOVE

Moove

Cod. 750



Col. Black

Moove shade Ø 42

Cod. 760

Max 150W • E27

Col. Polished Aluminium  
Fabrics Black - Grey - Ivory

Ø 15

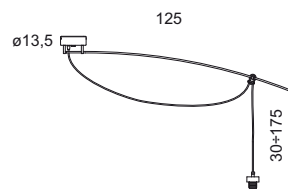
Cod. 770

Max 75W • E27

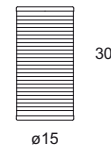
Col. Polished Aluminium



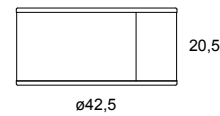
102




Cod. 752



Cod. 770



Cod. 760







## MOOVE MONO

Moove Mono

Cod. 752



Col. Black

Moove shade Ø 42

Cod. 760

Max 150W • E27

Col. Polished Aluminium  
Fabrics Black - Grey - Ivory

Ø 15

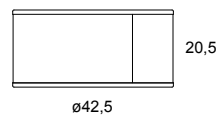
Cod. 770

Max 75W • E27

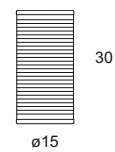
Col. Polished Aluminium



Cod. 752



Cod. 760



Cod. 770



## MOOVE DOPPIA

Moove Doppia

Cod. 751



Col. Black

Moove shade Ø 42

Cod. 760

Max 150W • E27

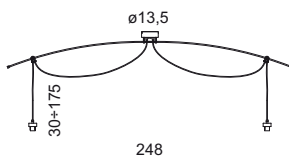
Col. Polished Aluminium  
Fabrics Black - Grey - Ivory

Ø 15

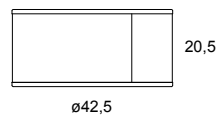
Cod. 770

Max 75W • E27


Col. Polished Aluminium



Cod. 751



Cod. 760



Cod. 770

Estremo sviluppo del design di Yaacov Kaufman, la struttura reticolare diventa essa stessa mobile e orientabile liberamente nello spazio. Lampade da terra e tavolo in metallo con struttura in tondino di acciaio armonico.

Multi X e Multi X Terra con lampade alogene attacco G9 fino a 60W, con interruttore sul corpo lampada.

Lampada da lettura, da accento o scrivania trova ideale collocazione in ambienti di stile tecnologico o moderno.

*An extreme development of Yaacov Kaufman's design. The framework is freely adjustable in all directions.*

*A floor standing and table light with a frame of flexible steel rods.*

*Multi X and Multi X Terra with halogen sources and lamp-holders G9 up to 60W, with a switch located on the body.*

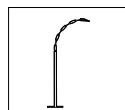
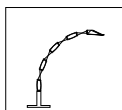
*A reading and desk light, to enhance high-tech or contemporary spaces.*

*Extreme Entwicklung vom Design Yaacov Kaufman, die Gitterstruktur wird selber beweglich und verstellbar im Raum.*

*Steh- und Tischleuchte aus Metall mit Struktur aus Stahl.*

*Multi X und Multi X Terra mit Halogenleuchtmittel Fassung G9 bis 60W, mit Schalter auf dem Leuchtenkörper.*

*Leseleuchte oder Tischleuchte ideal für moderne und technologische Ambiente.*





MULTI X



108



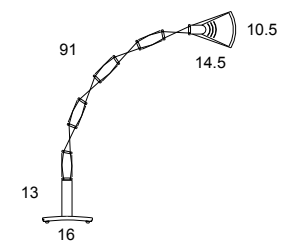
## MULTI X

MultiX

Cod. 25

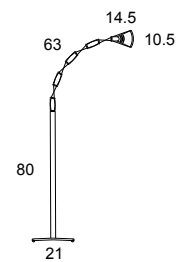
Max 60W • G9

Col. Black - Metallic Grey - Nickel Plated



# MULTI X TERRA

MultiX Terra    Cod. 27    Max 60W • G9    Col. Black - Metallic Grey - Nickel Plated



L' originale meccanismo di frizione concepito da Yaacov Kaufman, è generato dalla struttura curva dei bracci che diventa l'elemento estetico caratterizzante di questa serie.

Serie di lampade in alluminio estruso e pressofusioni, riflettore orientabile a 360°, frizioni tangenziali in uno o due bracci.

Naomi, Naomi Terra e Parete, Naomi Baby, e modelli riflettore Parete, Pinza e Morsetto, con attacco E27 per lampade ad incandescenza fino a 60W, alogene fino a 75W dimmerabili o a risparmio energetico. Interruttore sul riflettore.

La linea slanciata e dinamica, il riflettore compatto, la pulizia del disegno trasformano una lampada da lavoro in un oggetto di arredamento adatto a tutte le ambientazioni.

*Yaacov Kaufman's original friction mechanism comes from the curved structure of its arms, that also work as featuring aesthetical elements in this series.*

*A series of light fittings in die-cast and extruded aluminium, a 360° adjustable reflector, tangential frictions in one or two arms.*

*Naomi table, Naomi Terra/floor and Parete/wall, Naomi Baby table, and spotlight versions Parete/wall, Pinza/pinch and Morsetto/clamp, with a lamp-holder E27 for incandescent up to 60W, or halogen sources up to 75W, dimmable, and for energy savers.*

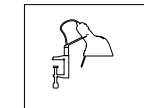
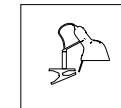
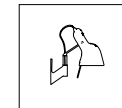
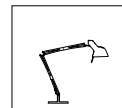
*Switch on the reflector. Its slender and dynamic line, its compact reflector, and its clean design turn this task light into a decorating element matching with any type of space.*

*Der originale Reibungsmechanismus realisiert von Yaacov Kaufman ist von der gekurvten Struktur der Armen generiert, die das ästhetische Element dieser Familien wird.*

*Leuchtenserie aus Aluminium und Pressguss, 360° beweglicher Reflektor, Reibungen in einem oder zwei Armen.*

*Naomi, Naomi Steh- und Wandleuchte, Naomi Baby und Wandleuchte, Klemmleuchte und Zwinge, Fassung E27 für Glühlampen bis 60W, Halogenleuchten bis 75W, dimmbar oder Energiesparleuchten. Schalter am Reflektor.*

*Die schlanke und dynamische Linie, der kompakte Reflektor, das saubere Design ändern eine Arbeitstischleuchte in einen Einrichtungsgegenstand für jedes Ambiente.*





NAOMI



## NAOMI

Naomi

Cod. 300

Max 75W • E27

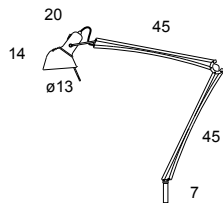


Col. Black - Anodised Aluminium - Polished Aluminium

|                 |          |
|-----------------|----------|
| Base            | Cod. 310 |
| Clamp-on        | Cod. 112 |
| Wall attachment | Cod. 113 |
| Table mount     | Cod. 332 |

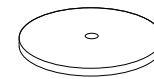
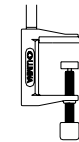


112



Cod. 332

Cod. 112



Cod. 310  
Ø 22

Cod. 113



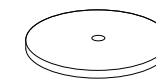




Cod. 332



Cod. 112

Cod. 310  
Ø 19

Cod. 113

## NAOMI 1

Naomi 1

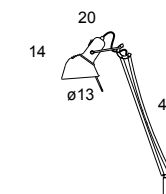
Cod. 320

Max 75W • E27

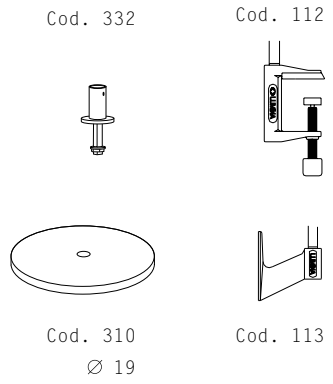


Col. Black - Anodised Aluminium - Polished Aluminium

|                 |          |
|-----------------|----------|
| Base            | Cod. 310 |
| Clamp-on        | Cod. 112 |
| Wall attachment | Cod. 113 |
| Table mount     | Cod. 332 |







## NAOMI BABY

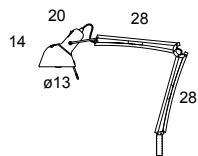
Naomi Baby

Cod. 315

Max 75W • E27

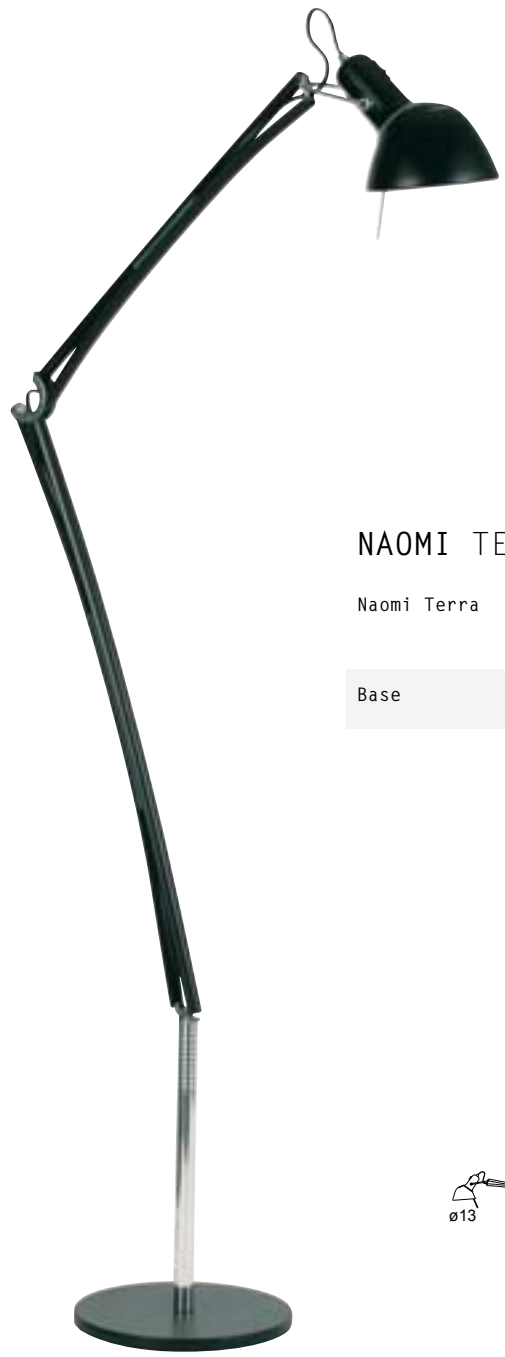


Col. Black - Red - Yellow - Anodised Aluminium  
Polished Aluminium



|                 |          |
|-----------------|----------|
| Base            | Cod. 310 |
| Clamp-on        | Cod. 112 |
| Wall attachment | Cod. 113 |
| Table mount     | Cod. 332 |





### NAOMI TERRA

Naomi Terra

Cod. 305

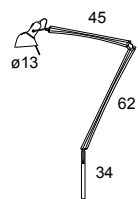
Max 75W • E27



Col. Black - Anodised Aluminium - Polished Aluminium

Base

Cod. 310



Cod. 310  
Ø 22







Cod. 328






Cod. 329



Cod. 330

## NAOMI HEAD

|                |          |               |   |  |
|----------------|----------|---------------|---|--|
| Naomi Pinza    | Cod. 328 | Max 75W • E27 |  | Col. Black - Anodised Aluminium - Polished Aluminium |
| Naomi Morsetto | Cod. 329 | Max 75W • E27 |  | Col. Black - Anodised Aluminium - Polished Aluminium |
| Naomi Parete   | Cod. 330 | Max 75W • E27 |  | Col. Black - Anodised Aluminium - Polished Aluminium |





119



Questo progetto di Yaacov Kaufman utilizza una forma paraboloidale per la migliore diffusione della luce e un collegamento strutturale generato dalla naturale deformazione del solido.

Serie di sospensioni in metallo a luce diretta in tre misure, regolabili in altezza ed inclinazione mediante cavi e contrappesi, si adatta a soffitti inclinati ed a punti luce decentrati.

Omega 28, 42, 56, con attacco E27 per lampade ad incandescenza e alogene fino a 100, 150, 250W dimmerabili o a risparmio energetico.

Omega crea isole di luce, arreda lo spazio, e può illuminare ambienti privati e locali pubblici.

*A Yaacov Kaufman's design using a parabolic surface for better light diffusion, and a structural link intersecting the solid form of the shade.*

*A series of suspensions of metal or polycarbonate for direct down-light, available in three sizes, adjustable through cables and counterweights, suitable for sloping ceilings and decentralized power output points.*

*Omega 28, 42, 56, with a lamp-holder E27 for max 100, 150, 250W incandescent or halogen sources, dimmable, or energy savers.*

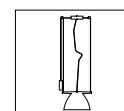
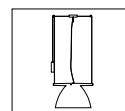
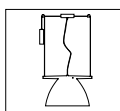
*Omega creates islands of light, decorates a room, and illuminates private and public spaces.*

*Das Projekt von Yaacov Kaufman verwendet eine parabolische Form für die beste Lichtausstrahlung und eine Strukturverbindung generiert von der natürlichen Verformung des Körpers.*

*Serie von Hängeleuchten aus Metall mit direktem Licht in drei Größen, höhenverstellbar und Neigung durch Seilen und Gegengewichte. Sie passt zu schräge Decken und dezentralisierte Anschlusspunkte.*

*Omega 28, 42, 56 mit Fassung E27 für Glühlampen und Halogenleuchtmittel bis 110, 150, 250W dimmbar oder Energiesparlampen.*

*Omega schafft Lichtinseln, richtet den Raum ein, und kann privat sowie öffentliche Räume beleuchten.*





OMEGA





## OMEGA 28

Omega 28 Fix                      Cod. 620                      Max 100W • E27

Omega 28 Up&Down              Cod. 630                      Max 100W • E27

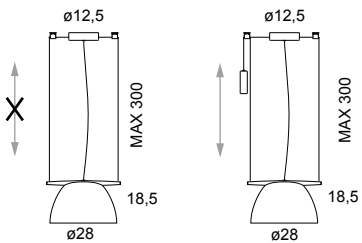


Col. Wrinkled Black - Crackled White - Crackled Grey  
Copper arabesque

Col. Polycarbonate

Col. Wrinkled Black - Crackled White - Crackled Grey  
Copper arabesque

Col. Polycarbonate



Cod. 620

Cod. 630



## OMEGA 42

Omega 42 Fix      Cod. 640      Max 150W • E27

Omega 42 Up&Down      Cod. 650      Max 150W • E27



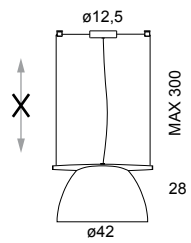
Col. Wrinkled Black - Crackled White - Crackled Grey  
Copper arabesque

Col. Polycarbonate

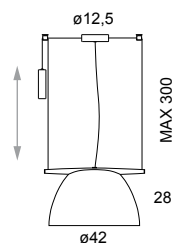


Col. Wrinkled Black - Crackled White - Crackled Grey  
Copper arabesque

Col. Polycarbonate



Cod. 640



Cod. 650



124

## OMEGA 28

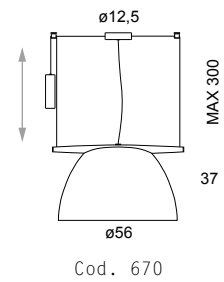
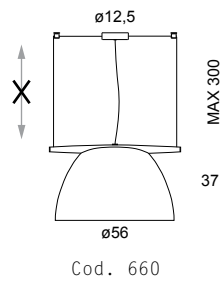
Omega 28 Fix Cod. 660 Max 250W • E27

Omega 28 Up&Down Cod. 670 Max 250W • E27



Co1. Wrinkled Black - Crackled White - Crackled Grey  
Copper arabesque

Co1. Wrinkled Black - Crackled White - Crackled Grey  
Copper arabesque





Sviluppare la funzionalità è stato l'obiettivo di Yaacov Kaufman nel proporre l'utilizzo del paraboloide per una serie di luci dalle molteplici possibilità.

Serie di lampade a sospensione o parete in acciaio ed alluminio ad elementi singoli o multipli, con diffusori in policarbonato o alluminio orientabili e scorrevoli.

Omicron 1, 2, 3 , sospensione e parete, con attacchi E14 per lampade ad incandescenza o alogene fino a 60W dimmerabili o a risparmio energetico.

Un sistema a luce diretta, indiretta o diffusa che consente la massima flessibilità di utilizzi e di effetti luminosi.

*Yaacov Kaufman's design purpose here is a series of multi-task lighting possibilities through the use of a parabolic surface.*

*A series of suspensions or wall fixtures of steel and aluminium. Single or multiple elements, with sliding and revolving diffusers of polycarbonate or aluminium.*

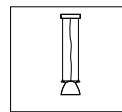
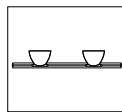
*Omicron 1, 2, 3 , suspensions or wall fixtures, with a lamp-holder E14 for max 60W incandescent or halogen sources, dimmable, or energy savers. A system for both direct and diffused light, for a wide range of possible uses and effects.*

*Die Entwicklung der Funktionalität ist das Ziel von Yaacov Kaufman gewesen, als er die Verwendung des Parabol für eine Leuchtenserie mit vielseitigen Möglichkeiten vorgeschlagen hat.*

*Hänge- oder Wandleuchten aus Stahl und Aluminium mit einzelnen oder vielfachen Elementen, bewegliche und verschiebbare Schirme aus Polykarbonat oder Aluminium.*

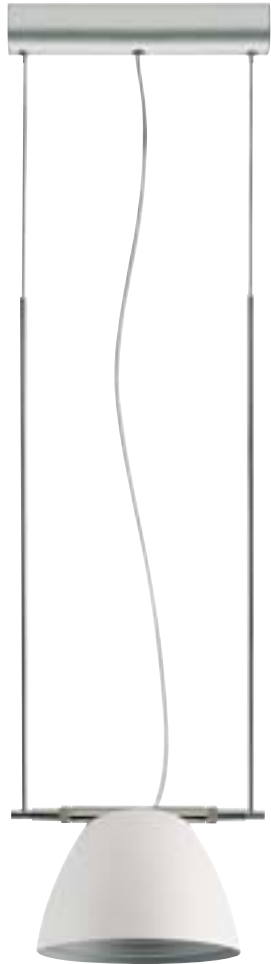
*Omicron 1, 2, 3, Hänge- und Wandleuchte, mit Fassung E14 für Glühlampen oder Halogenleuchtmittel bis 60W dimmbar oder Energiesparlampen.*

*Ein System mit direktem, indirektem oder diffusem Licht, das die maximale Verwendungsflexibilität und Lichteffekte ermöglicht.*





OMICRON

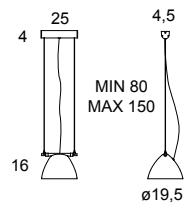
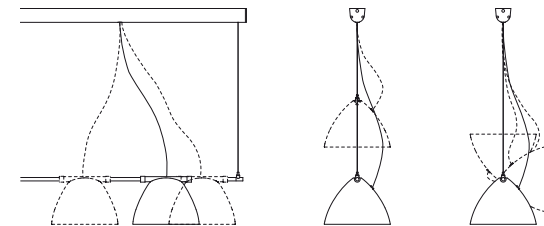


## OMICRON

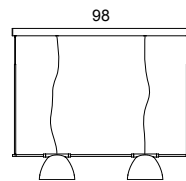
|           |          |                   |   |  |
|-----------|----------|-------------------|---|--|
| Omicron 1 | Cod. 681 | Max 60W • E14     |   | Col. Wrinkled Black - Crackled White - Crackled Grey<br>Polycarbonate - Copper Arabesque |
| Omicron 2 | Cod. 682 | 2 x Max 60W • E14 |   | Col. Wrinkled Black - Crackled White - Crackled Grey<br>Polycarbonate - Copper Arabesque |
| Omicron 3 | Cod. 683 | 3 x Max 60W • E14 |   | Col. Wrinkled Black - Crackled White - Crackled Grey<br>Polycarbonate - Copper Arabesque |



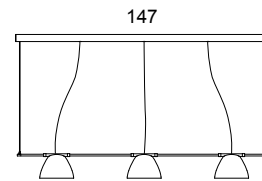
128



Cod. 681



Cod. 682



Cod. 683









## OMICRON P

Omicron 1P Cod. 686 Max 60W • E14



Col. Wrinkled Black - Crackled White - Crackled Grey  
Polycarbonate - Copper Arabesque

Omicron 2P Cod. 687 2 x Max 60W • E14


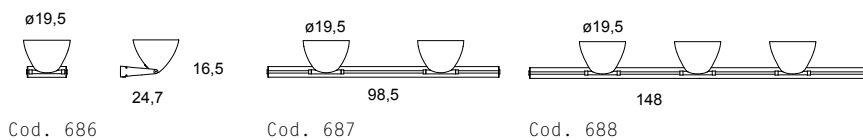
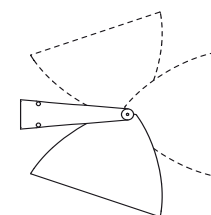


Col. Wrinkled Black - Crackled White - Crackled Grey  
Polycarbonate - Copper Arabesque

Omicron 3P Cod. 688 3 x Max 60W • E14



Col. Wrinkled Black - Crackled White - Crackled Grey  
Polycarbonate - Copper Arabesque





Sintesi formale e funzionalità rigorosa sono i riferimenti di progetto seguiti da Walter Monici e Paolo Salvo nel disegno di questa serie.

Lampada da terra e parete in metallo con diffusore orientabile.

Opus e Opus Parete con riflettore a luce indiretta, portalampana R7s per lampade alogene max 300W, interruttore e dimmer sul cavo per risparmio energetico; avvolgicavo nella base.

La struttura reticolare del fusto appare frontalmente nitida e sottilissima e si integra perfettamente in ambienti di ispirazione high-tech e contemporanea.

*A synthesis of forms and real functionality were the tracks followed by Walter Monici and Paolo Salvo when they designed this series of lights.*

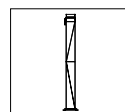
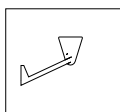
*A floor and wall light fitting with an adjustable reflector. a R7s lamp-holder for max 300W halogen lamps, a dimmer on the cable for energy saving; a cable-winding housing in the base. The body framework looks clean and slender from a front view, and it perfectly matches with high-tech and contemporary inspired spaces.*

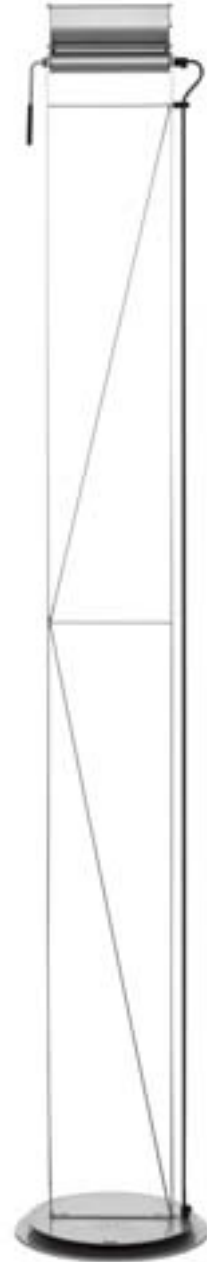
*Förmliche Synthese und strenge Funktionalität sind die Projekthinweise von Walter Monici und Paolo Salvo die bei der Entwicklung dieser Serie gewirkt haben.*

*Steh- und Wandleuchte aus Metall mit verstellbarem Diffusor.*

*Opus und Opus Parete mit Reflektor für diffuses Licht, Fassung R7s für Halogenleuchtmittel max 300W, Schalter und Dimmer auf dem Kabel energiesparend, Kabelumwicklung im Fuss.*

*Die Gitterstruktur des Körpers scheint frontal sehr sauber und schlank und passt perfekt in High-Tech Ambiente und moderne Räume.*





OPUS



## OPUS


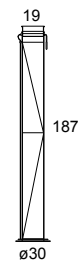
Opus

Cod. 70

300W • R7s



Col. Black - White - Metallic Grey  
Metallic Silver

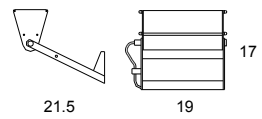




135

## OPUS PARETE

Opus Parete Cod. 71 300W • R7s Col. Black - White - Metallic Grey - Metallic Silver





PERLA ETTORE CIMINI &  
WALTER MONICI

Una forma semplice rivela infinite possibilità di aggregazione e di ancoraggio nel progetto di Ettore Cimini e Walter Monici.

Sistema di illuminazione a luce diffusa in due misure di sfere di vetro soffiato doppio strato e pressofusioni in alluminio. Cavi di ancoraggio laterale liberamente utilizzabili. Posizionamento indipendente dai punti luce.

Perla 28 / 35 con attacchi E27 per lampade alogene fino a 100 / 150W dimmerabili o a risparmio energetico. Libertà di posizionamento nello spazio, possibilità di utilizzo singolo o in gruppo danno ai progettisti la massima libertà compositiva sia in ambienti raccolti che in spazi di vaste dimensioni pubblici o privati.

*This simple form shows countless possibilities of combinations and attachments, as per Ettore Cimini's and Walter Monici's design.*

*A system for diffused light, consisting of two sizes of luminous spheres of double-layered blown glass and die-cast aluminium. Anchor and supporting cables for a limitless use. Placements independently of power output points.*

*Perla 28 / 35 with a lamp-holder E27 for max 100/150W incandescent or halogen sources, dimmable, or energy savers.*

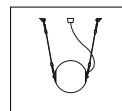
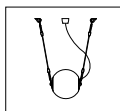
*Free placement options for single or modular use provide designers with the utmost freedom of composition in both small and wide spaces, for both public and private use.*


*Eine einfache Form zeigt zahlreiche Möglichkeiten von Anschlüssen und Verankerungen in dem Projekt von Ettore Cimini und Walter Monici.*

*Beleuchtungssystem mit diffusem Licht in zwei Größen aus zweischichtigem geblasenem Glas und Pressgussaluminium. Seitliche Verankerungskabel frei verwendbar. Positionierung unabhängig vom Anschlusspunkt.*

*Perla 28 / 35 mit Fassung E27 für Halogenleuchtmittel bis 100 / 150W dimmbar oder Energiesparleuchten.*

*Freiheit der Positionierung in dem Raum, die Möglichkeit sie einzeln oder als System zu verwenden, geben den Installateuren die grösste Installationsfreiheit in kleine Ambiente sowie grösseren öffentlichen oder privaten Flächen.*





PERLA



## PERLA 35

Perla 35

Cod. 800

Max 150W • E27



Col. White Glass diffuser  
Polished Aluminium

Perla 35 SC

Cod. 801

Max 150W • E27



Col. White Glass diffuser  
Polished Aluminium

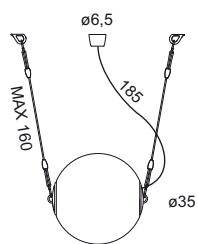
Perla 35 M

Cod. 802

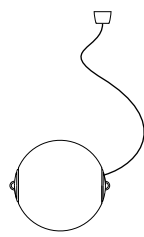
Max 150W • E27



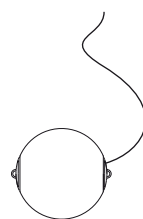
Col. White Glass diffuser  
Polished Aluminium




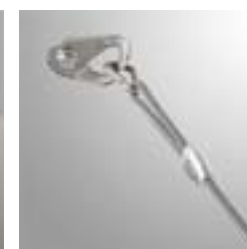
Cod. 800



Cod. 801



Cod. 802







### PERLA 28

Perla 35 Cod. 810 Max 100W • E27

Perla 35 SC Cod. 811 Max 100W • E27

Perla 35 M Cod. 812 Max 100W • E27



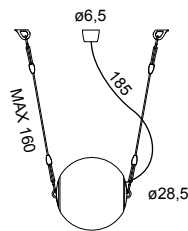
Col. White Glass diffuser  
Polished Aluminium



Col. White Glass diffuser  
Polished Aluminium



Col. White Glass diffuser  
Polished Aluminium



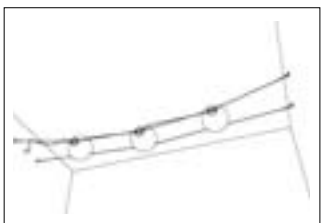
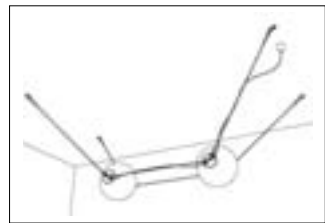
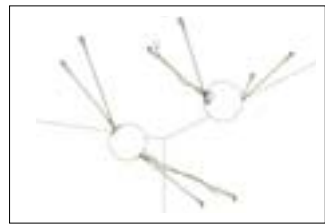
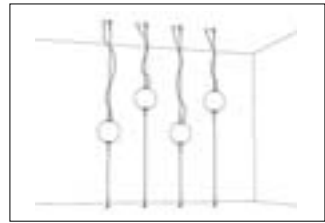
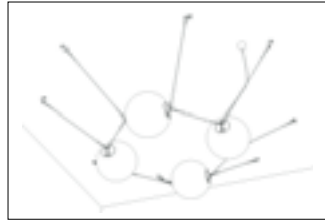
Cod. 810



Cod. 811



Cod. 812



PERLA GARDEN ETTORE CIMINI &  
WALTER MONICI

Una forma semplice come la sfera, eppure in grado di offrire pratiche ed infinite opportunità creative per illuminare gli esterni con un tocco di eleganza, progettata per uso singolo o sistema modulare, dalle infinite configurazioni.

La versione modulare, che sopporta trazioni fino a 50Kg, permette il collegamento in serie, per creare combinazioni e disegni sempre diversi, che si adattano a qualsiasi progetto.

Perla Garden 35 è un sistema senza limiti, ideale per tutti quegli spazi che sembrano impossibili da illuminare: soffitti a volta, assenza di ancoraggi a soffitto, strutture metalliche, tralicci, stand, tendoni, verande, pergolati, mansarde, viali alberati, parchi, gazebo, portici.

*It's a sphere, a simple form, yet it presents numerous and practical opportunities to create an outdoor illumination with a touch of elegance, designed for single or modular use, with endless configurations.*

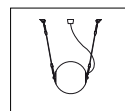
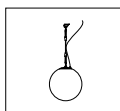
*Its modular version is designed for a tensile strength up to 50Kg. It allows a series connection to create many various combinations and designs, good for any projects.*

*Perla Garden 35 is an unlimited system, it is ideal for spaces that seem impossible to be lit: vaulted ceilings, no ceiling anchorages, box trusses, booths, tents, verandas, pergolas, attic rooms and then tree-lined avenues, parks, gazebos, porches.*

*Eine einfache Form wie eine Kugel aber in der Lage, unzählige Beleuchtungsmöglichkeiten für den Aussenbereich mit Eleganz anzubieten, verwendbar als Einzelleuchte oder mit System.*

*Die modulare Version trägt bis 50 Kg und ermöglicht die Serienverbindung mit zahlreichen und immer neueren Konfigurationen.*

*Perla Garden 35 ist ein System ohne Grenzen, ideal für alle Flächen auch für schwierige Beleuchtungsformen wie zum Beispiel: Deckengewölbe, keine Befestigungsmöglichkeit an der Decke, metallische Strukturen, Gitter, Dachzimmer, Alleen, Parken usw.*











PERLA GARDEN





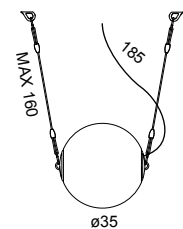




### PERLA GARDEN

|                   |          |                                     |   |            |
|-------------------|----------|-------------------------------------|---|------------|
| Perla Garden 35   | Cod. 860 | Max 60W-HAL [30W FLU0]<br>• E26/E27 |   | Col. White |
| Perla Garden 35 M | Cod. 861 | Max 60W-HAL [30W FLU0]<br>• E26/E27 |   | Col. White |
| Perla Mono 35     | Cod. 850 | Max 60W-HAL [30W FLU0]<br>• E26/E27 |   | Col. White |
| Perla Mono 35 M   | Cod. 851 | Max 60W-HAL [30W FLU0]<br>• E26/E27 |   | Col. White |

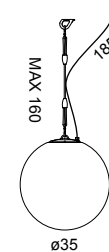
IP65  



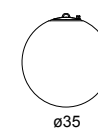
Cod. 860



Cod. 861



Cod. 850



Cod. 851









La creazione di Ettore Cimini è una scultura tecnologica che attraverso due fasci di fibre ottiche consente di raggiungere il massimo confort visivo e fisiologico, e nuove funzionalità. Premiata in concorsi internazionali di design.

Lampada da tavolo in metallo e tecnopolimeri con due bracci orientabili a piacere. Fibre ottiche al silicio.

Ra da tavolo a doppio fascio luminoso di fibre ottiche con lampada alogena 50W, 12V; dimmer sensoriale sul fusto.

Ra viene fornita con tre filtri dicroici che consentono di modificare il colore della luce.

La luce illumina ma non scotta, si illuminano due aree di lavoro, una sola area da due direzioni o si utilizza una parte per rischiarare l'ambiente.

*Ettore Cimini's creation is a technological sculpture providing new functions and a top visual and physical comfort through two bunches of fibre optics. International design awards.*

*A desk light in metal and technopolymers, two fully adjustable arms. Silicon fibre optics. Ra desk light with a double light beam through fibre optics and 50W 12V halogen sources, touch sensorial dimmer on the body.*

*Ra comes with three dichroic filters for changing the colour of light.*

*The light beam illuminates but is not hot, two working surfaces can be simultaneously illuminated, or just only one from two sides.*

# RĀ

ETTORE CIMINI

*Die Kreation von Ettore Cimini ist eine technologische Skulptur, die durch zwei Glasfaserbündel ermöglicht, den maximalen Lichtkomfort zu erreichen und neue Funktionalitäten. Ausgezeichnet auf internationalen Wettbewerben.*

*Tischleuchte aus Metall und Technopolymere mit zwei beweglichen Armen. Glasfaser aus Silizium.*

*Ra Tischleuchte mit doppeltem Lichtbündel aus Glasfaser mit Halogenleuchtmittel 50W, 12V; Sensordimmer auf dem Körper.*

*Ra wird mit drei dichroitischen Filter geliefert, die ermöglichen, die Lichtfarbe zu verändern. Das Licht leuchtet aber brennt nicht, es werden zwei Arbeitsflächen beleuchtet, eine Fläche aus zwei Richtungen oder man verwendet eine Seite um das Ambiente zu erleuchten.*



148



RĀ

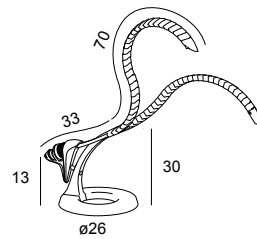
RĀ

Cod. 350

Max 50W - 12V • KLS



Col. Polycarbonate - Chromed





Una completa mobilità e il perfetto equilibrio di pesi e forze sono gli obiettivi che Walter Monici ha raggiunto nel progetto di questa lampada da lavoro, superando i precedenti storici.

Serie di lampade in metallo e alluminio a due bracci articolati con angolo di rotazione maggiore di 360°. Riflettore orientabile nei due assi.

Tangram con accessori di utilizzo: base tavolo, fusto e base terra, attacco parete, morsetto e passante tavolo.

Attacco E27 per lampade ad incandescenza o alogene fino a 100W dimmerabili o a risparmio energetico. La lampada da lavoro per eccellenza utilizzabile ovunque come luce diretta ma anche come luce ambiente verso l'alto nell'uso del computer.

*Full mobility and a perfect balance of weights and forces were the aims of Walter Monici's design of this task light, producing an original concept in design.*

*A series of lamps made of metal and aluminium, with adjustable jointed arms with a rotating angle above 360°. Its reflector can be directed to two axes.*

*Tangram accessories: table and floor standing bases, wall and desk mounts, clamp.*

*A lamp-holder E27 for max 100W incandescent or halogen sources, dimmable, or energy savers. The task light par excellence, to be used anywhere for direct light. Also good for computer use as a diffused light.*

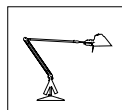
*Eine ganze Mobilität und das perfekte Gleichgewicht von Gewichte und Stärken sind die Ziele, die Walter Monici mit dem Projekt dieser Arbeitsleuchte erreicht hat.*

*Leuchtenserie aus Metall und Aluminium mit zwei gelenkartigen Armen mit Rotationswinkel über 360°. Reflektor beweglich in den zwei Achsen.*

*Tangram mit Zubehör: Tischfuss, Stehfuss, Wandbefestigung, Klemme und Tischbefestigung.*

*Fassung E27 für Glühlampen oder Halogenleuchtmittel bis 100W dimmbar oder Energiesparlampen.*

*Die exzellente Arbeitsleuchte verwendbar überall als direkte Beleuchtung aber auch als Beleuchtung für das Ambiente nach oben bei Arbeit am PC.*





TANGRAM





## TANGRAM

|         |          |                 |
|---------|----------|-----------------|
| Tangram | Cod. 101 | Max 100W • E27  |
| Tangram | Cod. 102 | 15W FL • EL E27 |

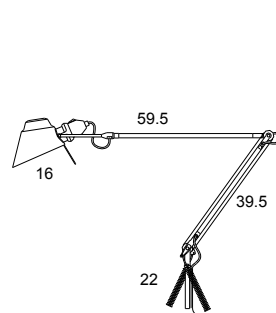


Col. Black - Anodised Aluminium - Nickel Plated - Crackled Grey  
 Col. Black - Anodised Aluminium - Nickel Plated - Crackled Grey

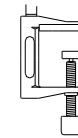
|                 |          |
|-----------------|----------|
| Base            | Cod. 114 |
| Clamp-on        | Cod. 112 |
| Wall attachment | Cod. 113 |
| Table mount     | Cod. 332 |



152



Cod. 332



Cod. 112

Cod. 114  
 Ø 24



Cod. 113







### TANGRAM TERRA

Tangram Terra Cod. 101 Max 100W • E27

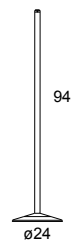
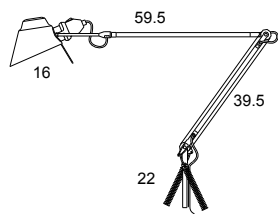
Tangram Terra Cod. 102 15W FL • EL E27

Floor Base Cod. 125

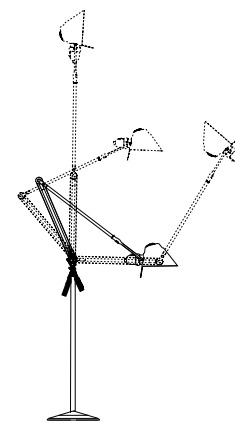


Col. Black - Anodised Aluminium - Nickel Plated - Crackled Grey

Col. Black - Anodised Aluminium - Nickel Plated - Crackled Grey



Cod. 125





Tommaso Cimini ha progettato la prima lampada di serie a fibre ottiche e ha creato la luce da lettura notturna perfetta: non scotta, non disturba, non abbaglia.

Lampade in metallo da lettura con illuminatore a fibre ottiche dotato di regolazione dell'ampiezza del fascio luminoso. Illuminazione ambiente riflessa verso il basso regolata da deflettore mobile.

Zed e Zed Parete con portalampada G4 per lampada alogena 20W - 12V, trasformatore e interruttore incorporati nel corpo.

Per la sua funzionalità Zed è la lampada preferita a fianco del letto per risolvere tutti i problemi di illuminazione notturna.

*Tommaso Cimini designed the first seria light with fibre optics to create the perfect night reading light: it's not hot, it does not disturb nor glare.*

*A metallic reading light with width a adjustment of the optic light-beam. Downwards diffused light adjusted through a deflector.*

*Zed and Zed Parete/wall with a lamp-holder G4 for max 20W-12V halogen sources, body incorporated switch and dimmer.*

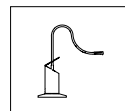
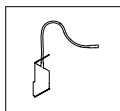
*For its function, Zed is the best light for the bedside and it resolves all problems of night illumination.*

*Tommaso Cimini hat die erste Leuchte mit Glasfaser entwickelt, die perfekte Nachttischleuchte: Sie brennt nicht, sie stört nicht, sie blendet nicht.*

*Nachttischleuchte aus Metall mit Glasfaser versehen mit Regulierung der Lichtbreite. Beleuchtung des Ambiente nach unten reguliert von einer beweglichen Abdeckung.*

*Zed und Zed Parete mit Fassung G4 für Halogenleuchtmittel 20W - 12V, Transformator und Schalter im Körper.*

*Durch Ihre Funktionalität ist ZED die bevorzugte Leuchte neben dem Bett, um alle Probleme der Nachtbeleuchtung zu lösen.*





ZED



158

## ZED

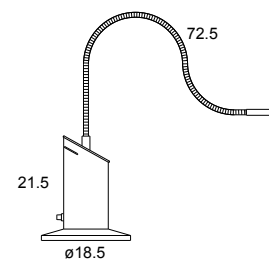
Zed

Cod. 91

Max 20W 12V • G4



Col. Black - Nickel Plated - Metallic Grey







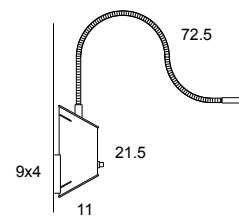
159

## ZED PARETE

Zed Parete Cod. 89 Max 20W 12V • G4



Col. Black - Nickel Plated - Metallic Grey



Una lampada a due bracci singoli equilibrati da un solo contrappeso e dotata di mobilità completa è la sfida che Walter Monici si era posto in questo progetto.

Serie di lampade in metallo e alluminio con angolo di rotazione di 360° su entrambi i bracci, riflettore orientabile di 360° su due assi tra loro inclinati di 45°.

Zelig e Zelig terra con portalampana GY per lampade alogene max 50W - 12V ; interruttore o dimmer per risparmio energetico e trasformatore incorporati nella base.

La forma elegante e la assenza di qualunque meccanismo visibile, rendono questa lampada un oggetto funzionale e affascinante per la sua completa e stupefacente capacità di movimento.

*A free standing light fitting with two single arms balanced through one counterweight and fully adjustable: this was Walter Monici's challenge when he designed this fitting.*

*A series of lights in metal and aluminium with a rotating angle of 360° on both arms, a reflector revolving by 360° and on two axles by 45°.*

*Zelig and Zelig terra/floor with a lamp-holder GY for halogen sources max 50W - 12V ; switch or dimmer for energy saving and a base-inbuilt transformer.*

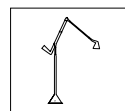
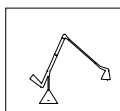
*Its elegant shape and lack of visible mechanisms turn this light fitting into a functional and charming object by its complete and surprising mobility.*

*Eine Leuchte mit zwei einfachen Armen ausgeglichen von einem Gegengewicht und mit kompletter Beweglichkeit war Herausforderung von Walter Monici in diesem Projekt.*

*Leuchtenserie aus Metall und Aluminium mit Rotationswinkel um 360° auf beiden Armen, Reflektor um 360° drehbar, auf zwei Achsen schräg verstellbar um 45°.*

*Zelig und Zelig Terra mit Fassung GY für Halogenleuchtmittel max 50W - 12V; Schalter oder Dimmer energiesparend und Transformator auf dem Fuss.*

*Die elegante Form und den nicht sichtbaren Mechanismus machen aus dieser Leuchte einen funktionellen und faszinierenden Gegenstand für seine komplette und erstaunliche Bewegungsmöglichkeit.*





ZELIG



### ZELIG

Zelig

Cod. 17

Max 50W 12V • GY 6.35

Col. Black - White - Metallic Grey - Nickel Plated

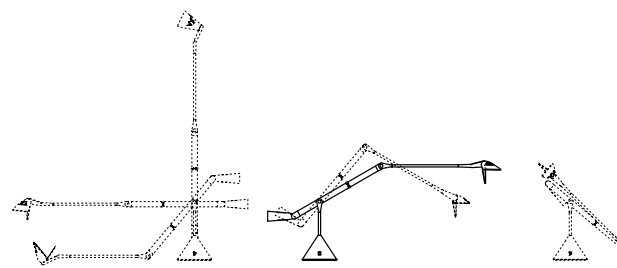
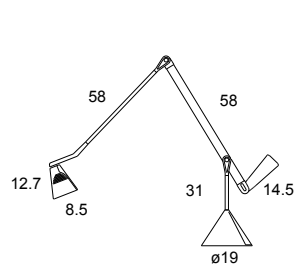
Zelig Dimmer

Cod. 23

Max 50W 12V • GY 6.35



Col. Black - White - Metallic Grey - Nickel Plated







### ZELIG TERRA

Zelig Terra

Cod. 24

Max 50W 12V • GY 6.35

Col. Black - White - Metallic Grey - Nickel Plated



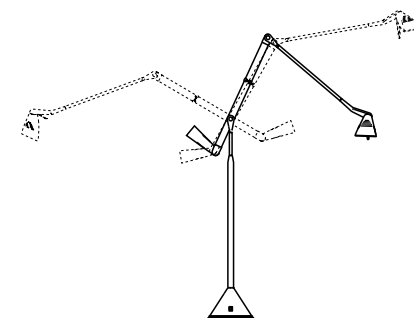
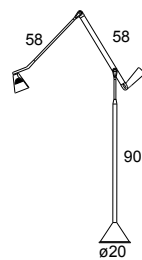
Zelig Terra Dimmer

Cod. 26

Max 50W 12V • GY 6.35



Col. Black - White - Metallic Grey - Nickel Plated







Il progetto di Giuseppe Linardi risolve le esigenze di una intensa illuminazione indiretta con forme nitide ed eleganti.

Serie di lampade in metallo a luce indiretta con riflettore orientabile.

Zeta, Zeta Soffitto e Zeta Parete Portalampada R7s, per lampade alogene max 300W; dimmerabili o con dimmer sul cavo per risparmio energetico.

La forma pulita e poco invasiva fornisce una sobria soluzione ai problemi di illuminazione di ambienti pubblici o privati.

*Giuseppe Linardi's resolves all needs of an intense direct illumination for clean and elegant forms.*

*A series of metal lights for diffused light with a swivel reflector.*

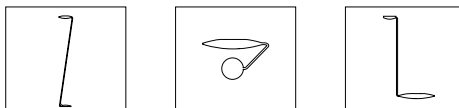
*Zeta, Zeta Soffitto/ceiling and Zeta Parete/wall with a R7s lamp-holder for max 300W halogen lamps, dimmable or with a dimmer on the cable for energy saving. Its clean and non-invasive form provides a plain solution to the illumination problems of public and private spaces.*

*Der Entwurf von Giuseppe Linardi löst die Anforderungen für eine starke indirekte Beleuchtung mit sauberen und eleganten Formen.*

*Leuchtenserie aus Metall mit indirektem Licht und beweglichen Reflektor.*

*Zeta, Zeta Soffitto und Zeta Parete Fassung R7s für Halogenleuchtmittel max 300W; dimmbar oder mit Dimmer am Kabel energiesparend.*

*Die saubere und nicht invasive Form gibt eine dezente Lösung an die Beleuchtungsprobleme von öffentlichen oder privaten Ambiente.*





ZETA

168



## ZETA

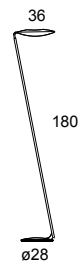
Zeta

Cod. 75

Max 300W • R7s



Col. Black - White - Metallic Grey - Metallic Silver





170



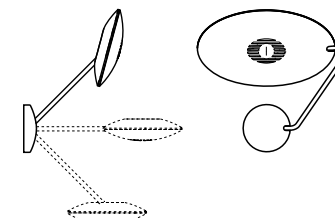
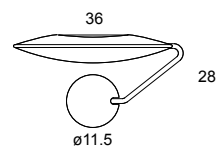
## ZETA PARETE

Zeta Parete

Cod. 77

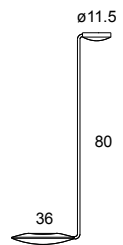
Max 300W • R7s

Col. Black - White - Metallic Grey  
Metallic Silver



## ZETA SOFFITTO

Zeta soffitto    Cod. 76    Max 300W • R7s    Col. Black - White - Metallic Grey  
Metallic Silver



## LEGENDA

### Classe di isolamento dell'apparecchio:

Insulation class of the fitting:

Isolierungsklasse des Gerätes:

Classe d'isolation de l'appareil:

Classe de aislamiento del aparato:

I = Prima - Class I - Erste - Classe I - Primera

□ = Seconda - Class II - Zweite - Classe II - Segunda

◇ = Terza - Class III - Dritte - Classe III - Tercera

Ove non altrimenti indicato, gli apparecchi si intendono in Classe I • Where not indicated, the fittings are deemed to be in Class I • Wenn nicht anders angegeben, verstehen sich die Geräte in Klasse I • En défaut d'indication, les appareils s'entendent en Classe I • Si no hay indicación, los aparatos se entienden de Clase I

### Grado di isolamento dell'apparecchio:

IP protection rating of the fitting:

Protektionsgrad des Gerätes:

Degré d'isolation de l'appareil:

Grado de aislamiento del aparato:

Ove non altrimenti indicato, gli apparecchi hanno grado **IP20** • Where not indicated, the fittings are deemed to have **IP20** • Wenn nicht anders angegeben, sind die Geräte in **IP20** • En défaut d'indication, les appareils s'entendent avec **IP20** • Si no hay indicación, los aparatos se entienden con IP20.



• Prodotto compatibile per utilizzo di lampade fluorescenti compatte (attenzione: NON sono dimmerabili).

• This product is fit for fluorescent compact lamps (Warning: NOT dimmable).

• Leuchte auch für Kompaktleuchtstofflampen geeignet (Achtung: nicht dimmbar)

• Ce produit est compatible avec l'emploi de sources fluo-compactes (attention: intensité NON variable)

• El producto está preparado para alojar bombillas fluorescentes compactas (Atención: No se puede regular)



• Varialuce (dimmer) presente sul prodotto.

• This product is dimmer equipped.

• Leuchte mit Dimmer.

• Ce produit est équipé d'un variateur d'intensité lumineuse.

• Este producto se suministra con dimmer.



• Possibilità di regolare l'intensità luminosa del prodotto tramite l'utilizzo di dimmer.

• You can regulate the light intensity of this product by means of a separate, wall-mounted dimmer.

• Möglichkeit der Lichtregulierung mit einem Wanddimmer.

• Possibilité de variation de l'intensité lumineuse de ce produit au moyen d'un variateur mural.

• La intensidad de la luz es regulable por medio de un dimmer de pared.



Tutti i prodotti presentati sono installabili su superfici normalmente incombustibili.

All presented products are suited for use on normally flammable surfaces.

Alle präsentierten Produkte können auf normal entzündbaren Flächen montiert werden.

Tous les produits présentés sont pour le montage sur des surfaces normalement inflammables.

Todos productos presentados son idóneos para el montaje sobre superficies normalmente inflamables



**LUMINA ITALIA SRL** si riserva il diritto di variare in qualsiasi momento e senza preavviso le caratteristiche dei propri prodotti per ragioni tecniche e/o commerciali. I dati di catalogo si riferiscono agli apparecchi in versione "Europa-tensione 230V." Altre versioni e/o tensioni possono avere componenti e/o caratteristiche differenti. Consultare i listini di vendita e, in caso di dubbio, la nostra organizzazione commerciale.

**LUMINA ITALIA SRL** reserves the right of changing the features of its products in whatever moment and without any previous notice for technical and/or commercial reasons. Information reported in this catalogue exclusively refer to fittings in their version "Europe-tension 230V." Other versions and/or tensions may have different components and/or characteristics. Please refer to our current pricelist and, in case of any uncertainty, contact our selling organization.

**LUMINA ITALIA SRL** behält sich das Recht vor, jederzert und ohne vorherige Benachrichtigung die Eigenschaften ihrer Produkte aus technischen und/oder kaufmännischen Gründen zu ändern. Die Daten auf dem Katalog beziehen sich nur auf die europäische Leuchtenversion mit Spannung 230V. Andere Versionen oder Spannungen können Bestandteile und/oder andere Eigenschaften haben. Wir bitten Sie, unsere Verkaufspreisliste nachzulesen, und -im Zweifelsfalle- unsere kaufmännische Organisation zu befragen.

**LUMINA ITALIA SRL** se réserve le droit d'apporter, dans n'importe quel moment, des modifications aux caractéristiques de ses produits, pour de motifs techniques et/ou commerciaux. Les informations dont à ce catalogue se réfèrent aux appareils en version "Europe-tension 230V." exclusivement. D'autres versions ou tensions peuvent présenter des composants ou des caractéristiques différentes. Veuillez consulter nos tarifs de vente et, dans les cas douteux, notre organisation commerciale.

**LUMINA ITALIA SRL** se reserva el derecho de variar, en cualquier momento, las características de sus productos sin aviso previo, por razones técnicas ó comerciales. Las informaciones de este catálogo sólo se refieren a los aparatos en ejecución "Europa-tensión 230V." Variantes y/o tensiones distintas pueden haber componentes y/o características distintas. Les rogamos consulten nuestras tarifas de venta y, en casos de duda, nuestra organización comercial.







**LUMINA ITALIA Srl**

via Casorezzo, 63 • 20010 Arluno (MI)  
Tel. +39 02 903752.1 • Fax +39 02 90376655

**LUMINA SCHWEIZ GmbH**

Bergstrasse 1/3 • CH-4513 Langendorf  
Tel. 032 6821959 • Fax 032 6823338

**LUMINA DEUTSCHLAND GmbH**

Postfach 1208 • D-71113 Gärtringen  
Tel. 07034 21998 • Fax 07034 20175

Progetto grafico

*Art Director*

**Walter Monici**

Impaginazione

*Layout*

**Raffaella Andreani**

Fotografia

*Photography*

**Opificio 42**

**Raffaella Andreani**